



Understanding your energy choices


As part of our mutual commitment to support your energy choice, Valley Clean Energy (VCE) and Pacific Gas and Electric Company (PG&E) have partnered to provide you with a comparison of typical residential electric rates, average monthly charges, and generation portfolio contents.

If this comparison does not address your specific rate, please visit PG&E online at pge.com/cca or call 1-866-743-0335. For information on VCE's generation rates, please visit valleycleanenergy.org or call 1-855-699-8232.

Pacific Gas and Electric Company
P.O. Box 997320
Sacramento, CA 95899-7320

Understanding your energy choices

2023 Residential Electric Rate Comparison, E-TOUC

		Valley Clean Energy	VCE UltraGreen
Generation Rate (\$/kWh)	\$0.13951	\$0.14054	\$0.15554
PG&E Delivery Rate (\$/kWh)	\$0.20000	\$0.20000	\$0.20000
PG&E PCIA/FF (\$/kWh)	\$0.01412	\$0.00400	\$0.00400
Total Electricity Cost (\$/kWh)	\$0.35363	\$0.34454	\$0.35954
Average Monthly Bill (\$)	\$135.78	\$132.29	\$138.05

Current rates as of June 1, 2023

This table compares electricity costs for an average residential customer in the VCE/PG&E service area (Woodland, Winters, Davis and unincorporated Yolo County) with an average monthly usage of 384 kilowatt-hours (kWh). This is based on a representative 12-month billing history for all customers on E-TOUC rate schedules for PG&E's and VCE's published rates as of June 1, 2023.

Generation Rate is the cost of creating electricity to power your home. The generation rate varies based on your energy provider and the resources included in your energy provider's generation supply.

PG&E Delivery Rate is a charge assessed by PG&E to deliver electricity to your home. The PG&E delivery rate depends on your electricity usage, but is charged equally to both VCE and PG&E customers.


PG&E PCIA/FF The Power Charge Indifference Adjustment (PCIA) is a charge to ensure that both PG&E customers and those who have left PG&E service to purchase electricity from other providers pay the above market costs for generation resources that were procured by PG&E on their behalf. "Above market" refers to expenditures for electric generation resources that cannot be fully recovered through sales of these resources at current market prices. PG&E acts as a collection agent for the Franchise Fee (FF) surcharge, which is levied by the California Public Utilities Commission on behalf of cities and counties in PG&E's service territory for all customers. PG&E bundled customers pay the PCIA and FF fees associated with the most currently available vintage year. PG&E charges VCE customers the PCIA and FF fees based on the year that they transitioned to VCE service.

Visit valleycleanenergy.org/rates for more information.

If this comparison does not address your specific rate, please visit PG&E online at pge.com/cca or call **1-866-743-0335**. For information on VCE's generation rates, please visit valleycleanenergy.org or call **1-855-699-8232**.

CCC-0623-6387

Electric Power Generation Mix*

		Valley Clean Energy	VCE UltraGreen
Specific Purchases	Percent of Total Retail Sales (kWh)		
Renewable	38.3%	17.5%	100.0%
• Biomass & Biowaste	4.6%	0.0%	0.0%
• Geothermal	0.5%	0.0%	0.0%
• Eligible Hydroelectric	1.8%	0.0%	0.0%
• Solar Electric	22.0%	17.5%	100.0%
• Wind	9.4%	0.0%	0.0%
Coal	0.0%	0.0%	0.0%
Large Hydroelectric	7.6%	7.4%	0.0%
Natural Gas	4.8%	0.0%	0.0%
Nuclear	49.3%	0.0%	0.0%
Other	0.0%	0.0%	0.0%
Unspecified Sources of Power**	0.0%	75.1%	0.0%
TOTAL	100%	100%	100%

*As reported to the California Energy Commission's Power Source Disclosure Program. VCE and PG&E data is subject to an independent audit and verification that will not be completed until later in 2023. The figures above may not sum up to 100 percent due to rounding.

**Unspecified sources of power refers to electricity that is not traceable to a specific generating facility, such as electricity traded through open market transactions. Unspecified sources of power are typically a mix of all resource types, and may include renewables.

For information, visit:

Para detalles de este programa en español, visite:

參閱本計劃中文版本, 請上網:

valleycleanenergy.org

©2023 Valley Clean Energy. All rights reserved.

"PG&E" refers to Pacific Gas and Electric Company, a subsidiary of PG&E Corporation.

©2023 Pacific Gas and Electric Company. All rights reserved. 6.23 CCC-0623-6387



Understanding your energy choices


As part of our mutual commitment to support your energy choice, Valley Clean Energy (VCE) and Pacific Gas and Electric Company (PG&E) have partnered to provide you with a comparison of typical commercial electric rates, average monthly charges, and generation portfolio contents.

If this comparison does not address your specific rate, please visit PG&E online at [pge.com/cca](https://www.pge.com/cca) or call 1-866-743-0335. For information on VCE's generation rates, please visit [valleycleanenergy.org](https://www.valleycleanenergy.org) or call 1-855-699-8232.

Pacific Gas and Electric Company
P.O. Box 997320
Sacramento, CA 95899-7320

Understanding your energy choices

2023 Commercial Electric Rate Comparison, B-1

		Valley Clean Energy	VCE UltraGreen
Generation Rate (\$/kWh)	\$0.13706	\$0.13805	\$0.15305
PG&E Delivery Rate (\$/kWh)	\$0.19788	\$0.19788	\$0.19788
PG&E PCIA/FF (\$/kWh)	\$0.01351	\$0.00383	\$0.00383
Total Electricity Cost (\$/kWh)	\$0.34845	\$0.33976	\$0.35476
Average Monthly Bill (\$)	\$433.81	\$422.99	\$441.66

Current rates as of June 1, 2023

This table compares electricity costs for an average commercial customer in the VCE/PG&E service area (Woodland, Winters, Davis and unincorporated Yolo County) with an average monthly usage of 1,245 kilowatt-hours (kWh). This is based on a representative 12-month billing history for all customers on B-1 rate schedules for PG&E's and VCE's published rates as of June 1, 2023.

Generation Rate is the cost of creating electricity to power your business. The generation rate varies based on your energy provider and the resources included in your energy provider's generation supply.

PG&E Delivery Rate is a charge assessed by PG&E to deliver electricity to your business. The PG&E delivery rate depends on your electricity usage, but is charged equally to both VCE and PG&E customers.

PG&E PCIA/FF The Power Charge Indifference Adjustment (PCIA) is a charge to ensure that both PG&E customers and those who have left PG&E service to purchase electricity from other providers pay the above market costs for generation resources that were procured by PG&E on their behalf. "Above market" refers to expenditures for electric generation resources that cannot be fully recovered through sales of these resources at current market prices. PG&E acts as a collection agent for the Franchise Fee (FF) surcharge, which is levied by the California Public Utilities Commission on behalf of cities and counties in PG&E's service territory for all customers. PG&E bundled customers pay the PCIA and FF fees associated with the most currently available vintage year. PG&E charges VCE customers the PCIA and FF fees based on the year that they transitioned to VCE service.

Visit valleycleanenergy.org/rates for more information.

If this comparison does not address your specific rate, please visit PG&E online at pge.com/ccs or call **1-866-743-0335**. For information on VCE's generation rates, please visit valleycleanenergy.org or call **1-855-699-8232**.

CCC-0623-6388

Electric Power Generation Mix*



Valley Clean Energy

VCE UltraGreen

Specific Purchases	Percent of Total Retail Sales (kWh)		
Renewable	38.3%	17.5%	100.0%
• Biomass & Biowaste	4.6%	0.0%	0.0%
• Geothermal	0.5%	0.0%	0.0%
• Eligible Hydroelectric	1.8%	0.0%	0.0%
• Solar Electric	22.0%	17.5%	100.0%
• Wind	9.4%	0.0%	0.0%
Coal	0.0%	0.0%	0.0%
Large Hydroelectric	7.6%	7.4%	0.0%
Natural Gas	4.8%	0.0%	0.0%
Nuclear	49.3%	0.0%	0.0%
Other	0.0%	0.0%	0.0%
Unspecified Sources of Power**	0.0%	75.1%	0.0%
TOTAL	100%	100%	100%

*As reported to the California Energy Commission's Power Source Disclosure Program. VCE and PG&E data is subject to an independent audit and verification that will not be completed until later in 2023. The figures above may not sum up to 100 percent due to rounding.

**Unspecified sources of power refers to electricity that is not traceable to a specific generating facility, such as electricity traded through open market transactions. Unspecified sources of power are typically a mix of all resource types, and may include renewables.

For information, visit:

Para detalles de este programa en español, visite:

參閱本計劃中文版本, 請上網:

valleycleanenergy.org

©2023 Valley Clean Energy. All rights reserved.

"PG&E" refers to Pacific Gas and Electric Company, a subsidiary of PG&E Corporation.

©2023 Pacific Gas and Electric Company. All rights reserved. 6.23 CCC-0623-6388



Understanding your energy choices


As part of our mutual commitment to support your energy choice, Valley Clean Energy (VCE) and Pacific Gas and Electric Company (PG&E) have partnered to provide you with a comparison of typical commercial electric rates, average monthly charges, and generation portfolio contents.

If this comparison does not address your specific rate, please visit PG&E online at pge.com/cca or call 1-866-743-0335. For information on VCE's generation rates, please visit valleycleanenergy.org or call 1-855-699-8232.

Pacific Gas and Electric Company
P.O. Box 997320
Sacramento, CA 95899-7320

Understanding your energy choices

2023 Commercial Electric Rate Comparison, B-10S

		Valley Clean Energy	VCE UltraGreen
Generation Rate (\$/kWh)	\$0.14274	\$0.14379	\$0.15879
PG&E Delivery Rate (\$/kWh)	\$0.16390	\$0.16390	\$0.16390
PG&E PCIA/FF (\$/kWh)	\$0.01424	\$0.00404	\$0.00404
Total Electricity Cost (\$/kWh)	\$0.32088	\$0.31173	\$0.32673
Average Monthly Bill (\$)	\$5,630.93	\$5,470.36	\$5,733.58

Current rates as of June 1, 2023

This table compares electricity costs for an average commercial customer in the VCE/PG&E service area (Woodland, Winters, Davis and unincorporated Yolo County) with an average monthly demand of 69 kilowatts (kW) and an average monthly usage of 17,548 kilowatt-hours (kWh). This is based on a representative 12-month billing history for all customers on B-10S rate schedules for PG&E's and VCE's published rates as of June 1, 2023.

Generation Rate is the cost of creating electricity to power your business. The generation rate varies based on your energy provider and the resources included in your energy provider's generation supply.

PG&E Delivery Rate is a charge assessed by PG&E to deliver electricity to your business. The PG&E delivery rate depends on your electricity usage, but is charged equally to both VCE and PG&E customers.


PG&E PCIA/FF The Power Charge Indifference Adjustment (PCIA) is a charge to ensure that both PG&E customers and those who have left PG&E service to purchase electricity from other providers pay the above market costs for generation resources that were procured by PG&E on their behalf. "Above market" refers to expenditures for electric generation resources that cannot be fully recovered through sales of these resources at current market prices. PG&E acts as a collection agent for the Franchise Fee (FF) surcharge, which is levied by the California Public Utilities Commission on behalf of cities and counties in PG&E's service territory for all customers. PG&E bundled customers pay the PCIA and FF fees associated with the most currently available vintage year. PG&E charges VCE customers the PCIA and FF fees based on the year that they transitioned to VCE service.

Visit valleycleanenergy.org/rates for more information.

If this comparison does not address your specific rate, please visit PG&E online at pge.com/ccs or call **1-866-743-0335**. For information on VCE's generation rates, please visit valleycleanenergy.org or call **1-855-699-8232**.

CCC-0623-6389

Electric Power Generation Mix*

		Valley Clean Energy	VCE UltraGreen
Specific Purchases	Percent of Total Retail Sales (kWh)		
Renewable	38.3%	17.5%	100.0%
• Biomass & Biowaste	4.6%	0.0%	0.0%
• Geothermal	0.5%	0.0%	0.0%
• Eligible Hydroelectric	1.8%	0.0%	0.0%
• Solar Electric	22.0%	17.5%	100.0%
• Wind	9.4%	0.0%	0.0%
Coal	0.0%	0.0%	0.0%
Large Hydroelectric	7.6%	7.4%	0.0%
Natural Gas	4.8%	0.0%	0.0%
Nuclear	49.3%	0.0%	0.0%
Other	0.0%	0.0%	0.0%
Unspecified Sources of Power**	0.0%	75.1%	0.0%
TOTAL	100%	100%	100%

*As reported to the California Energy Commission's Power Source Disclosure Program. VCE and PG&E data is subject to an independent audit and verification that will not be completed until later in 2023. The figures above may not sum up to 100 percent due to rounding.

**Unspecified sources of power refers to electricity that is not traceable to a specific generating facility, such as electricity traded through open market transactions. Unspecified sources of power are typically a mix of all resource types, and may include renewables.

For information, visit:

Para detalles de este programa en español, visite:

參閱本計劃中文版本, 請上網:

valleycleanenergy.org

©2023 Valley Clean Energy. All rights reserved.

"PG&E" refers to Pacific Gas and Electric Company, a subsidiary of PG&E Corporation.

©2023 Pacific Gas and Electric Company. All rights reserved. 6.23 CCC-0623-6389



Understanding your energy choices


As part of our mutual commitment to support your energy choice, Valley Clean Energy (VCE) and Pacific Gas and Electric Company (PG&E) have partnered to provide you with a comparison of typical commercial electric rates, average monthly charges, and generation portfolio contents.

If this comparison does not address your specific rate, please visit PG&E online at pge.com/cca or call 1-866-743-0335. For information on VCE's generation rates, please visit valleycleanenergy.org or call 1-855-699-8232.

Pacific Gas and Electric Company
P.O. Box 997320
Sacramento, CA 95899-7320

Understanding your energy choices

2023 Commercial Electric Rate Comparison, B-19SV

		Valley Clean Energy	VCE UltraGreen
Generation Rate (\$/kWh)	\$0.13376	\$0.13475	\$0.14975
PG&E Delivery Rate (\$/kWh)	\$0.13169	\$0.13169	\$0.13169
PG&E PCIA/FF (\$/kWh)	\$0.01338	\$0.00380	\$0.00380
Total Electricity Cost (\$/kWh)	\$0.27883	\$0.27024	\$0.28524
Average Monthly Bill (\$)	\$5,903.87	\$5,721.99	\$6,039.59

Current rates as of June 1, 2023

This table compares electricity costs for an average commercial customer in the VCE/PG&E service area (Woodland, Winters, Davis and unincorporated Yolo County) with an average monthly demand of 56 kilowatts (kW) and an average monthly usage of 21,174 kilowatt-hours (kWh). This is based on a representative 12-month billing history for all customers on B-19SV rate schedules for PG&E's and VCE's published rates as of June 1, 2023.

Generation Rate is the cost of creating electricity to power your business. The generation rate varies based on your energy provider and the resources included in your energy provider's generation supply.


PG&E Delivery Rate is a charge assessed by PG&E to deliver electricity to your business. The PG&E delivery rate depends on your electricity usage, but is charged equally to both VCE and PG&E customers.

PG&E PCIA/FF The Power Charge Indifference Adjustment (PCIA) is a charge to ensure that both PG&E customers and those who have left PG&E service to purchase electricity from other providers pay the above market costs for generation resources that were procured by PG&E on their behalf. "Above market" refers to expenditures for electric generation resources that cannot be fully recovered through sales of these resources at current market prices. PG&E acts as a collection agent for the Franchise Fee (FF) surcharge, which is levied by the California Public Utilities Commission on behalf of cities and counties in PG&E's service territory for all customers. PG&E bundled customers pay the PCIA and FF fees associated with the most currently available vintage year. PG&E charges VCE customers the PCIA and FF fees based on the year that they transitioned to VCE service.

Visit valleycleanenergy.org/rates for more information.

If this comparison does not address your specific rate, please visit PG&E online at pge.com/ccs or call **1-866-743-0335**. For information on VCE's generation rates, please visit valleycleanenergy.org or call **1-855-699-8232**.

Electric Power Generation Mix*

		Valley Clean Energy	VCE UltraGreen
Specific Purchases	Percent of Total Retail Sales (kWh)		
Renewable	38.3%	17.5%	100.0%
• Biomass & Biowaste	4.6%	0.0%	0.0%
• Geothermal	0.5%	0.0%	0.0%
• Eligible Hydroelectric	1.8%	0.0%	0.0%
• Solar Electric	22.0%	17.5%	100.0%
• Wind	9.4%	0.0%	0.0%
Coal	0.0%	0.0%	0.0%
Large Hydroelectric	7.6%	7.4%	0.0%
Natural Gas	4.8%	0.0%	0.0%
Nuclear	49.3%	0.0%	0.0%
Other	0.0%	0.0%	0.0%
Unspecified Sources of Power**	0.0%	75.1%	0.0%
TOTAL	100%	100%	100%

*As reported to the California Energy Commission's Power Source Disclosure Program. VCE and PG&E data is subject to an independent audit and verification that will not be completed until later in 2023. The figures above may not sum up to 100 percent due to rounding.

**Unspecified sources of power refers to electricity that is not traceable to a specific generating facility, such as electricity traded through open market transactions. Unspecified sources of power are typically a mix of all resource types, and may include renewables.

For information, visit:

Para detalles de este programa en español, visite:

參閱本計劃中文版本, 請上網:

valleycleanenergy.org

©2023 Valley Clean Energy. All rights reserved.

"PG&E" refers to Pacific Gas and Electric Company, a subsidiary of PG&E Corporation.

©2023 Pacific Gas and Electric Company. All rights reserved. 6.23 CCC-0623-6390