


VALLEY CLEAN ENERGY

Fall 2025

Electric Advisors | 2024 Power Content Label | S&P Credit Rating | Sharing Gratitude | CAC

Federal tax credits ending soon for heat pumps and EV charging equipment

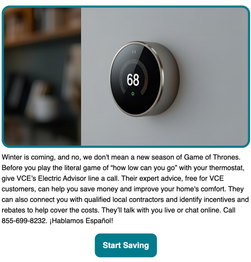


If you're still on the fence about home upgrades, consider this your wake-up call! Federal tax credits for buying EVs have already passed us by, and credits for home energy efficiency are soon pulling a disappearing act. If you're considering an upgrade, don't snooze through the remaining savings. There are still juicy 30% tax credits for upgrades like heat pump water heaters, heat pump HVAC, solar, and battery storage – but they're set to vanish by the end of December 2025. Even the last remaining EV-related credit—for installing a home charger—only lasts until June 30, 2026.

These deals, which can be stacked with great local and state rebates, are simply too good to pass up, but planning takes time! For more info about which tax credits are still available, read the full blog linked below. And if you have lingering questions, call VCE's Electric Advisors!

Learn More

Brace for Cool Weather with VCE's Electric Advisors



Winter is coming, and no, we don't mean a new season of Game of Thrones. Before you play the literal game of "how low can you go" with your thermostat, give VCE's Electric Advisor line a call. Their expert advice, free for VCE customers, can help you save money and improve your home's comfort. They can also connect you with qualified local contractors and identify incentives and rebates to help cover the costs. They'll talk with you live or chat online. Call 855-699-8232. ¡Hablamos Español!

Start Saving

VCE Power Supply: So Fresh, So Clean

2024 POWER CONTENT LABEL
Valley Clean Energy Alliance

	Standard Green	UltraGreen	Base Green	CA Utility Average
Greenhouse Gas Emissions Intensity (lbs of CO_2e /combined per megawatt-hour)	32	0	944	359
Electricity Sources				
Eligible Renewables - Zero-Carbon Resources				
Fossil Fuels and Unspecified Power				
RPS Eligible Renewables	81%	100%	0%	45%
Biomass & Biogas	0%	0%	0%	2%
Geothermal	0%	0%	0%	4%
Eligible Hydroelectric	1%	56%	0%	3%
Solar	81%	44%	0%	23%
Wind	0%	0%	0%	14%
Large Hydroelectric	12%	0%	0%	10%
Nuclear	0%	0%	0%	11%
Emerging Technologies	0%	0%	0%	0%
Other	0%	0%	0%	0%
Natural Gas	0%	0%	0%	10%
Coal & Petroleum	0%	0%	0%	2%
Unspecified Power (primarily fossil fuels)	3%	0%	100%	22%
Total	100%	100%	100%	100%
Retail sales covered by retired unbundled RECs	1%	0%	49%	

For each source listed, California's power mix and Valley Clean Energy's power mix, GHG emissions rates, the mix of eligible renewables and other sources of energy, and the percentage of retail sales covered by unbundled renewable energy credits (RECs) that were retired to account for the electricity product. Unbundled RECs are tracking instruments that represent the environmental attributes associated with the generation of one megawatt-hour of renewable energy. Unbundled RECs are sold separately from the electricity associated with the generation of renewable energy. Unbundled RECs are used to account for the renewable energy and emissions associated with electricity that is not directly delivered to a retail customer. For more information, see the Power Content Label Fact Sheet.

Want to learn more? Visit www.energy.ca.gov/programs-and-topics/programs/power-source-disclosure-program

valleycleanenergy.org/power-sources

We're proud to announce the release of our 2024 Power Content Label, confirming that VCE continues to deliver remarkably clean electricity to our community, at a discount. In sum:

- **Standard Green:** Most of your energy—97%—comes from carbon-free resources, and a big chunk of that (85%) is renewable. That means your electricity has a very low carbon footprint, with just 32 lbs of CO_2e per megawatt-hour.
- **UltraGreen:** Want to go even lower? UltraGreen is powered by 100% solar and small hydropower, delivering electricity with zero greenhouse gas emissions.
- **Fun fact:** Across the U.S., the average energy mix includes only 24% renewables, and typical emissions are a whopping 810 lbs of CO_2e per MWh. Big difference, right?

We're proud to continue delivering energy that's great for your wallet *and* the planet. Curious to dive deeper? Check out the full Power Content Label for all the details on where your electricity comes from.

Power Content Label

VCE Earns 'A-' Credit Rating from S&P Global Ratings



In October, VCE received an 'A-' long-term issuer credit rating with a Stable Outlook from S&P Global Ratings. This high-grade rating underscores VCE's strong financial health, sound governance, and long-term commitment to its community and clean energy mission. But what does this mean for VCE customers like you? It shows VCE's business partners that the agency is financially sound, helping it get the best terms for customers when procuring electricity.

Read the Full Story

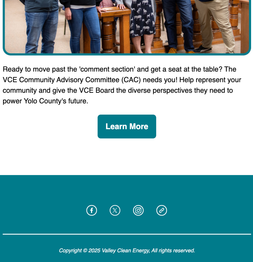
Sharing Gratitude This November

This season of thankfulness, we're so grateful to serve the Yolo County community! If you're looking for a way to give back to your community, the Yolo Food Bank is a great place to donate. Or, you can volunteer your time around the Thanksgiving holiday (or any time of year).



Donate Today

Get a Seat at VCE's Table with the Community Advisory Committee



Ready to move past the 'comment section' and get a seat at the table? The VCE Community Advisory Committee (CAC) needs you! Help represent your community and give the VCE Board the diverse perspectives they need to power Yolo County's future.

Learn More

Copyright © 2025 Valley Clean Energy. All rights reserved.

Want to change how you receive these emails?
You can update your preferences or unsubscribe from this list.