

VALLEY CLEAN ENERGY ALLIANCE

Staff Report – Item 9

TO: Board of Directors
FROM: Rebecca Boyles, Director of Customer Care & Marketing
SUBJECT: Quarterly Customer Participation Update (Information)
DATE: July 11, 2024

RECOMMENDATION

Receive and review the attached quarterly Customer Participation update reflecting the time period through June 30, 2024 dated July 1, 2024.

Item 9 – Customer Participation Update

	Davis	Woodland	Winters	Yolo Co	Total	Residential	Commercial	Industrial	Ag	NEM	Non-NEM
VCEA customers	27,951	20,403	2,606	10,819	61,779	53,811	6,026	10	1,932	13,960	47,819
Eligible customers	29,434	23,978	3,053	12,501	68,966	60,028	6,739	10	2,189	15,775	53,191
Participation Rate	95%	85%	85%	87%	90%	90%	89%	100%	88%	88%	90%

% of Load Opted Out

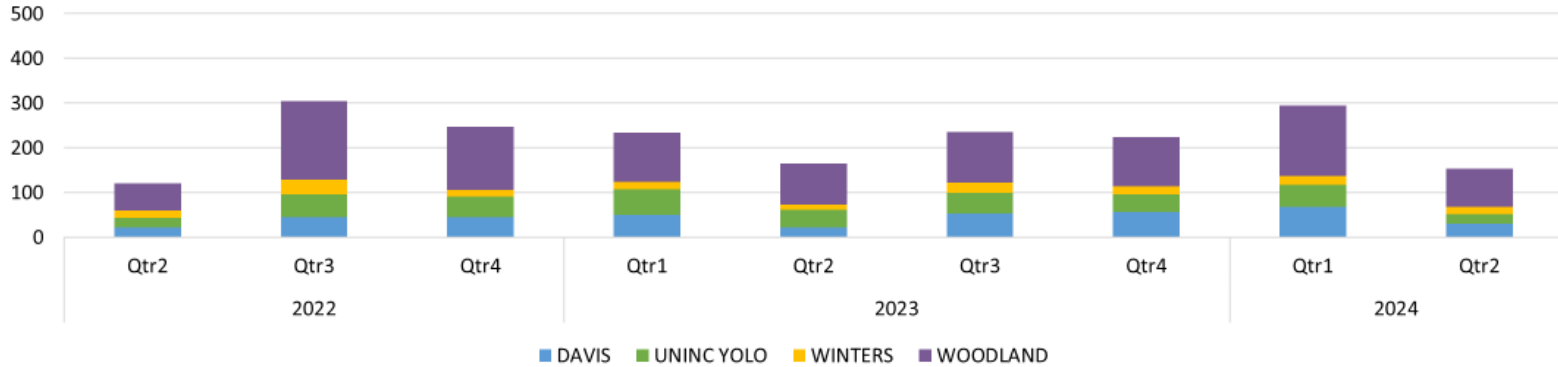
	Davis	Woodland	Winters	Yolo Co	Total	Residential	Commercial	Industrial	Ag	Total
% of Load Opted Out	8%	11%	13%	11%	10%	10%	11%	0%	12%	10%
% of Load Opted Up	3%	1%	0%	1%	1%	1%	3%	0%	0%	1%

Status Date: 07/01/24

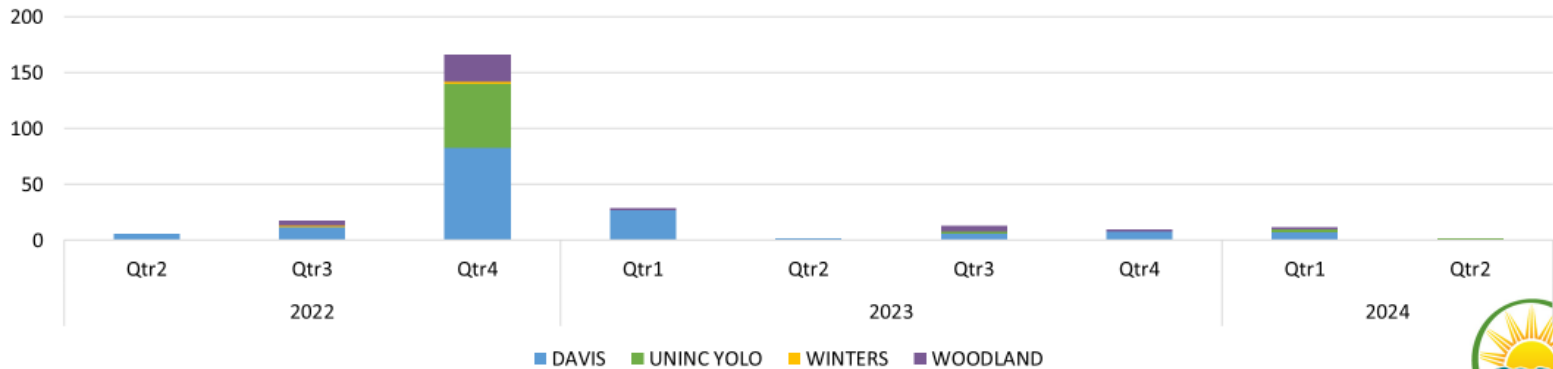


Item 9 – Customer Participation Update

Quarterly Opt-Outs



Quarterly Opt-Ups

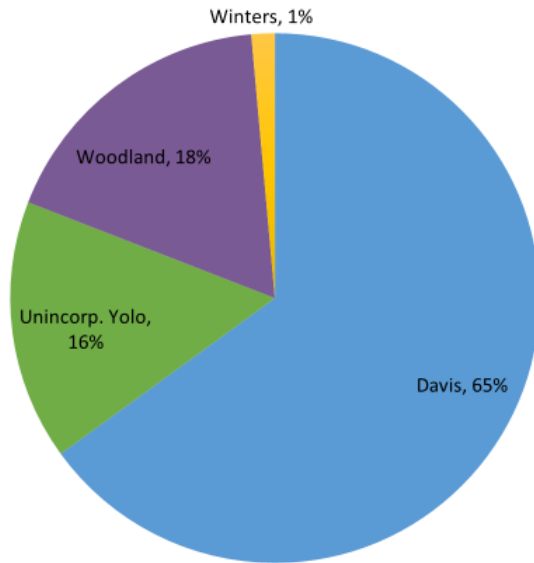


Status Date: 07/01/24

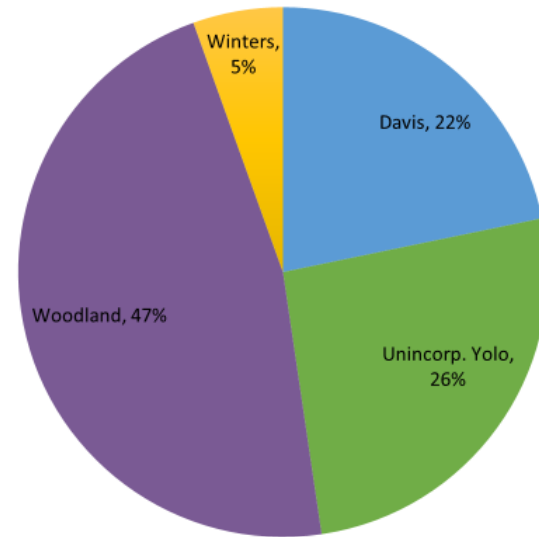


Item 9 – Customer Participation Update

560 Opt-Ups



11,849 Opt-Outs



These pie charts are based on total opt-ups and opt-outs since launch. The percentages in the charts are the percentages of those opt-ups and opt-outs by TOT (town or territory).

Status Date: 07/01/24

