

VALLEY CLEAN ENERGY ALLIANCE

Staff Report – Item 9

TO: Board of Directors
FROM: Rebecca Kuczynski, Chief Customer Officer
SUBJECT: Quarterly Customer Participation Update (Information)
DATE: July 9, 2026

RECOMMENDATION

Receive the attached quarterly Customer Participation update reflecting the time period of April 1, 2026 through June 30, 2026 (Quarter 2 2026). Please note that, like the Quarter 1 update, this has a new graph showing the number of Retained Customers in each quarter starting in Quarter 3 of 2023.

Attachment: Quarterly Report - Customer Participation update

Item 9 – Customer Participation Update

	Davis	Woodland	Winters	Yolo Co	Total	Residential	Commercial	Industrial	Ag	NEM	Non-NEM
VCEA customers	28,422	20,541	2,622	10,729	62,314	54,394	6,019	9	1,892	15,784	46,530
Eligible customers	29,770	23,980	3,079	12,336	69,165	60,368	6,649	9	2,139	17,720	51,445
Participation Rate	95%	86%	85%	87%	90%	90%	91%	100%	88%	89%	90%

% of Load Opted Out

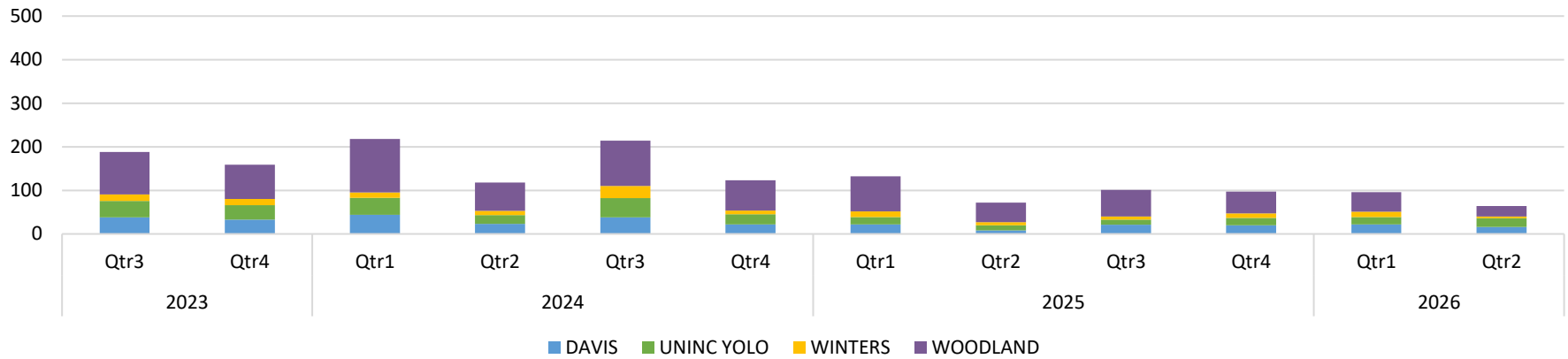
	Davis	Woodland	Winters	Yolo Co	Total	Residential	Commercial	Industrial	Ag	Total
% of Load Opted Out	6%	10%	13%	11%	9%	10%	9%	0%	12%	9%
% of Load Opted Up	3%	1%	0%	1%	1%	0%	3%	0%	0%	1%



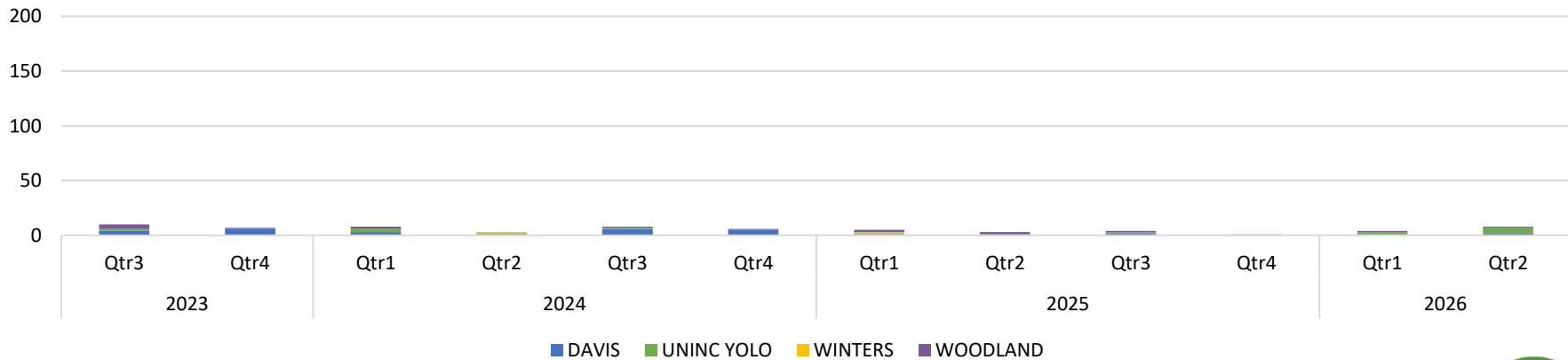
Status Date: 07/01/2026

Item 9 – Customer Participation Update

Quarterly Opt-Outs



Quarterly Opt-Ups

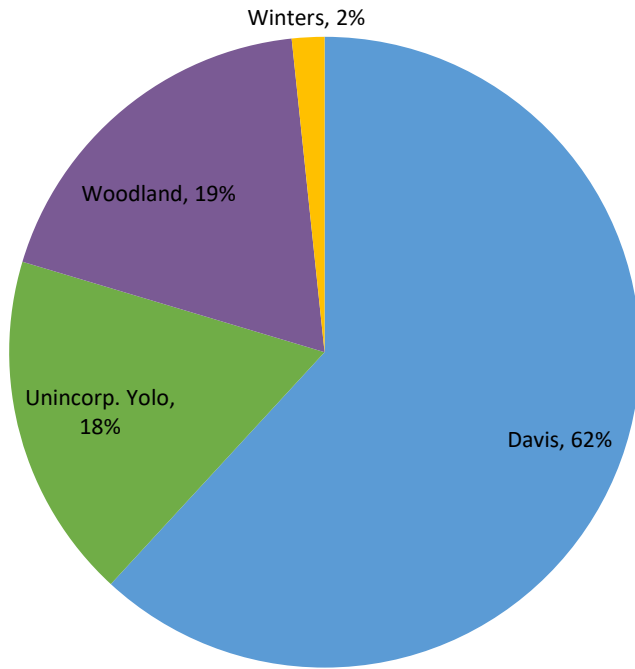


Status Date: 07/01/2026

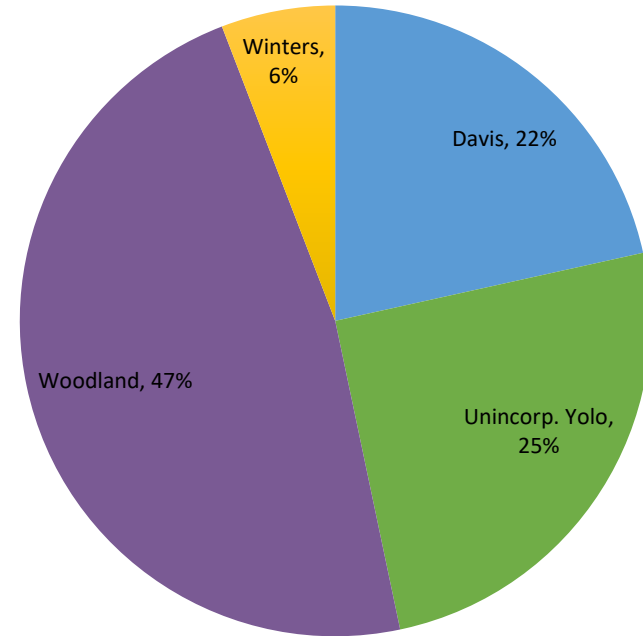


Item 9 – Customer Participation Update

540 Opt-Ups



12,913 Opt-Outs



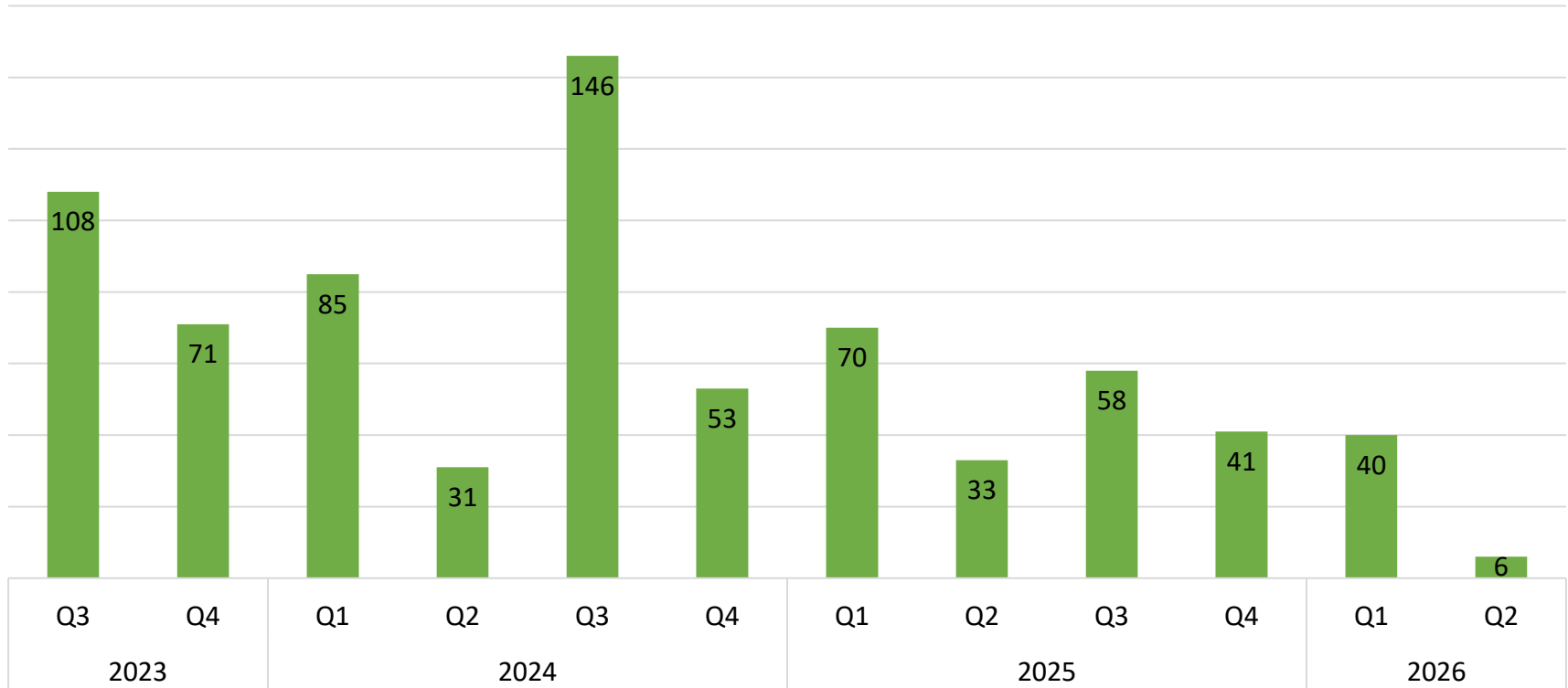
These pie charts are based on total opt-ups and opt-outs since launch. The percentages in the charts are the percentages of those opt-ups and opt-outs by TOT (town or territory).

Status Date: 07/01/2026



Item 9 – Customer Participation Update

Retained Customers



Status Date: 07/01/2026

