

VALLEY CLEAN ENERGY ALLIANCE

Staff Report – Item 8

TO: Board of Directors
FROM: Rebecca Kuczynski, Chief Customer Officer
SUBJECT: Quarterly Customer Participation Update (Information)
DATE: April 9, 2026

RECOMMENDATION

Receive the attached quarterly Customer Participation update reflecting the time period of January 1, 2026 through March 31, 2026 (Quarter 1 2026). Please note that this has a new graph showing the number of Retained Customers in each quarter starting in Quarter 3 of 2023.

Attachment: Quarterly Report - Customer Participation update

Item 8 – Customer Participation Update

	Davis	Woodland	Winters	Yolo Co	Total	Residential	Commercial	Industrial	Ag	NEM	Non-NEM
VCEA customers	28,644	20,504	2,619	10,718	62,485	54,567	6,022	8	1,888	15,485	47,000
Eligible customers	30,050	24,015	3,085	12,335	69,485	60,651	6,698	8	2,128	17,410	52,075
Participation Rate	95%	85%	85%	87%	90%	90%	90%	100%	89%	89%	90%

% of Load Opted Out

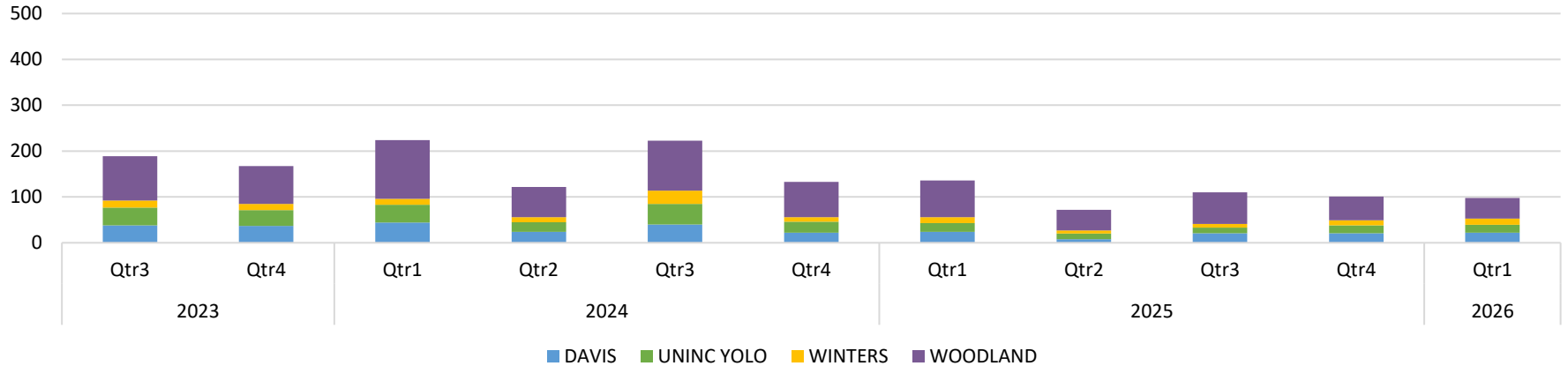
	Davis	Woodland	Winters	Yolo Co	Total	Residential	Commercial	Industrial	Ag	Total
% of Load Opted Out	7%	10%	13%	11%	10%	10%	10%	0%	11%	10%
% of Load Opted Up	3%	1%	0%	1%	1%	0%	3%	0%	0%	1%



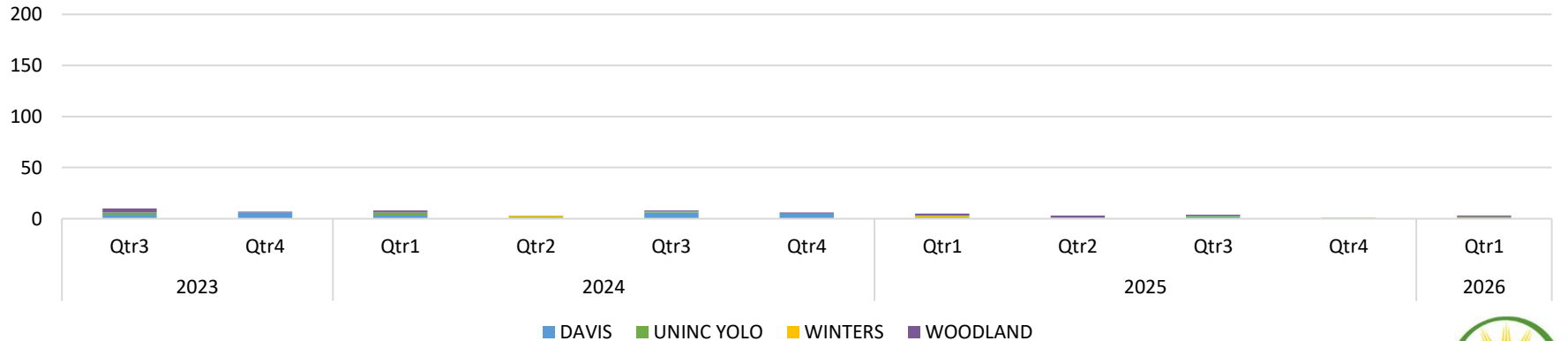
Status Date: 04/01/2026

Item 8 – Customer Participation Update

Quarterly Opt-Outs



Quarterly Opt-Ups

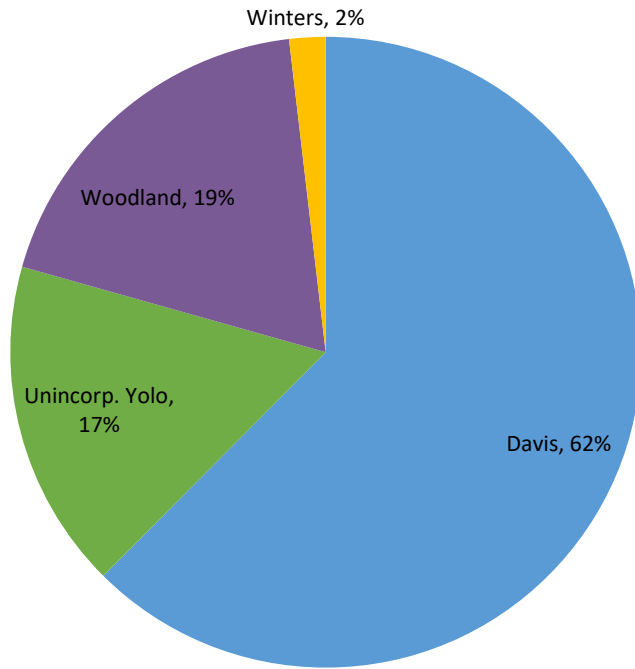


Status Date: 04/01/2026

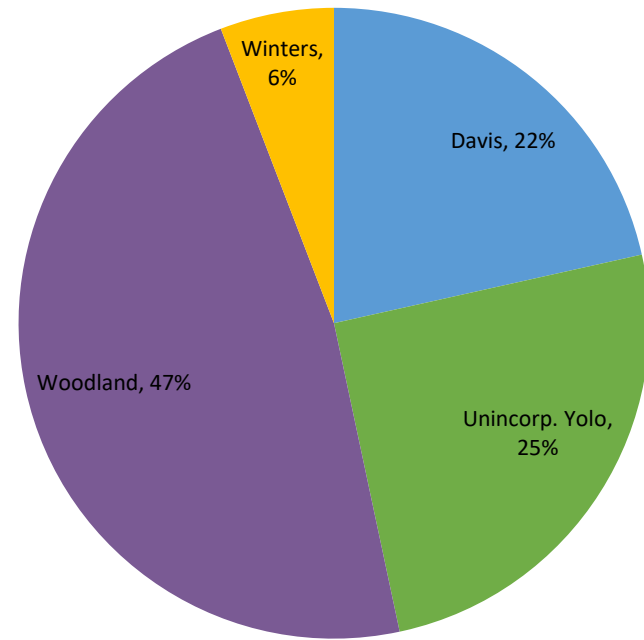


Item 8 – Customer Participation Update

538 Opt-Ups



12,859 Opt-Outs



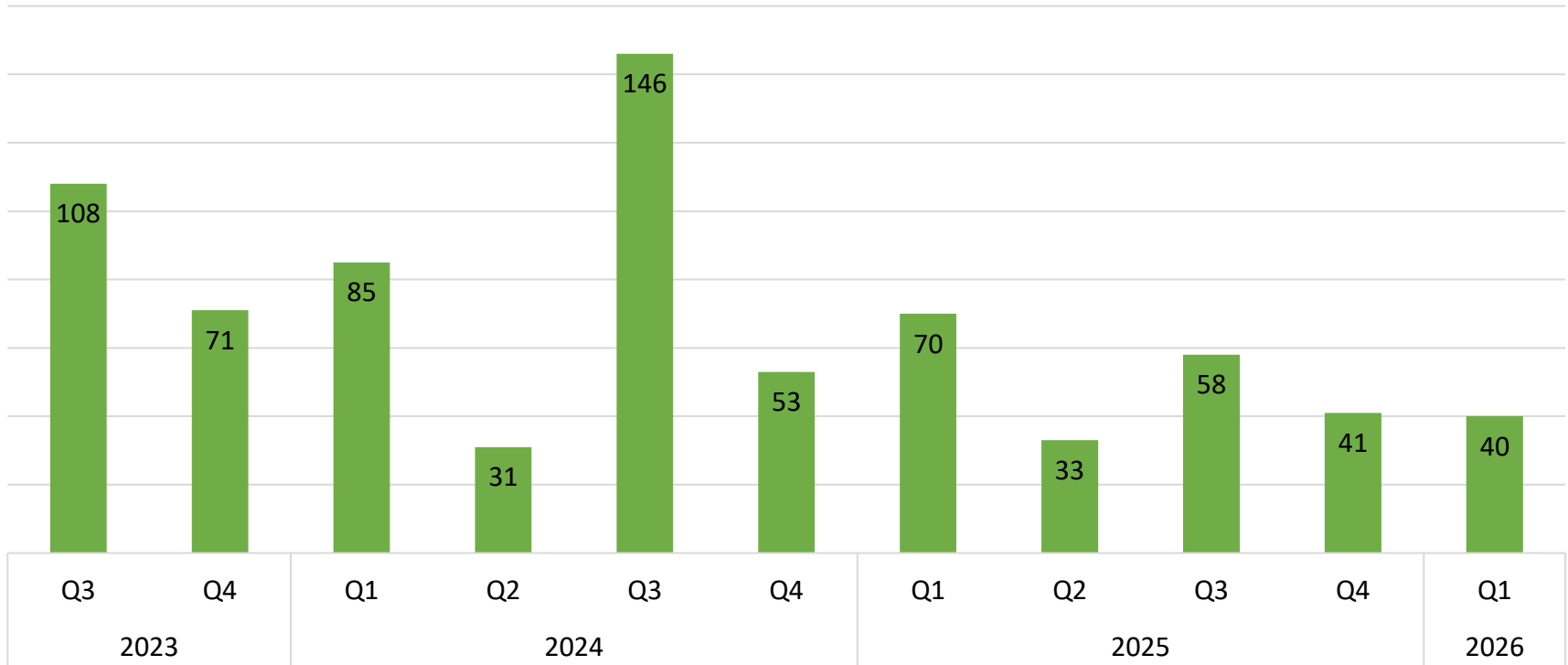
These pie charts are based on total opt-ups and opt-outs since launch. The percentages in the charts are the percentages of those opt-ups and opt-outs by TOT (town or territory).

Status Date: 04/01/2026



Item 8 – Customer Participation Update

Retained Customers



Status Date: 04/01/2026

