

**VALLEY CLEAN ENERGY ALLIANCE
COMMUNITY ADVISORY COMMITTEE**

Staff Report – Item 7

TO: Community Advisory Committee
FROM: Rebecca Boyles, Director of Customer Care & Marketing
SUBJECT: Quarterly Customer Participation Update (Information)
DATE: April 27, 2023 / REPOSTED JULY 7, 2023

RECOMMENDATION

Receive the attached quarterly Customer Participation update reflecting the time period through March 31, 2023. INFORMATION HAS BEEN CORRECTED ON JULY 6, 2023 WITHIN THE CUSTOMER PARTICIPATION UPDATE AND REPOSTED.

Item 7 – Customer Participation Update

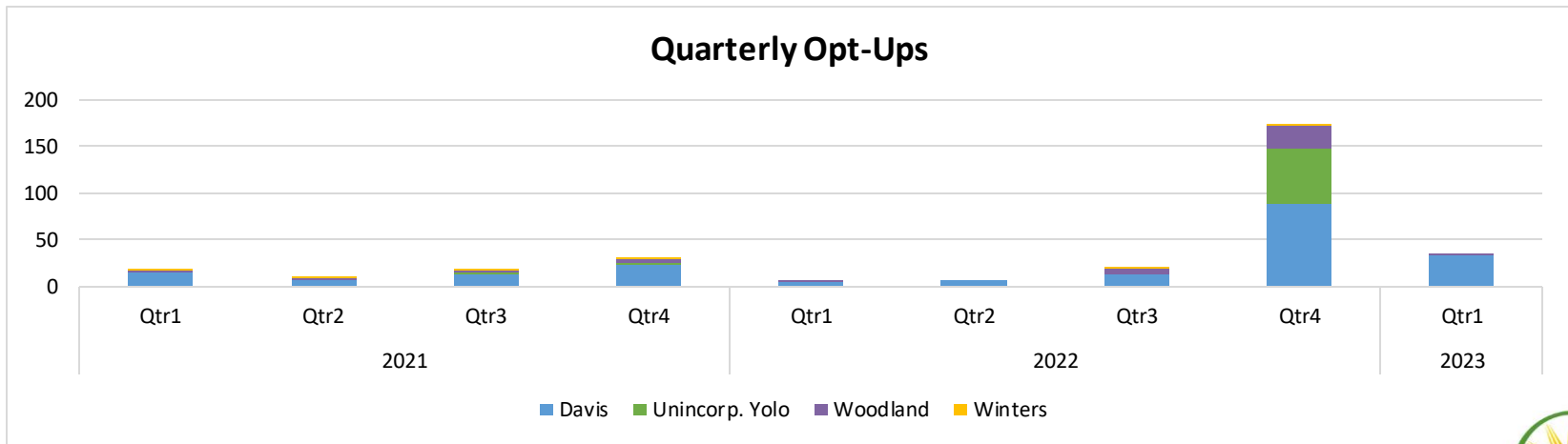
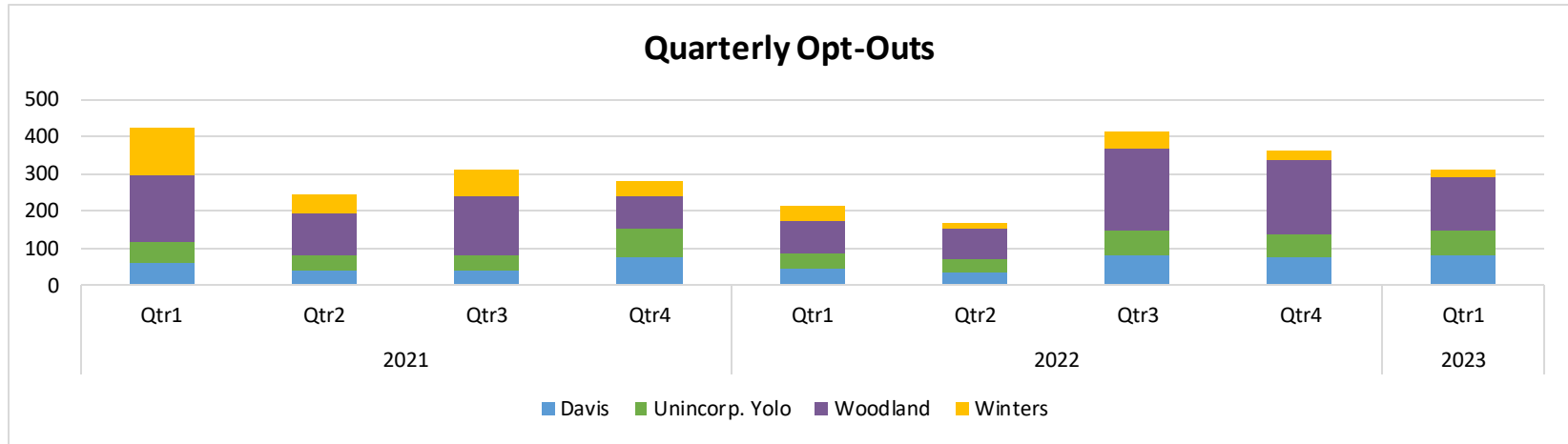
	Davis	Woodland	Winters	Yolo Co	Total	Residential	Commercial	Industrial	Ag	NEM	Non-NEM
VCEA customers	27,957	19,939	2,439	10,654	60,989	53,157	5,938	9	1,885	11,893	49,096
Eligible customers	29,396	23,311	2,842	12,319	67,868	59,084	6,619	9	2,156	13,400	54,468
Participation Rate	95%	86%	86%	86%	90%	90%	90%	100%	87%	89%	90%

% of Load Opted Out

	Davis	Woodland	Winters	Yolo Co	Total	Residential	Commercial	Industrial	Ag	Total
% of Load Opted Out	5%	14%	14%	14%	10%	10%	10%	0%	13%	10%
% of Load Opted Up	1%	0%	0%	1%	1%	1%	3%	0%	0%	1%



Item 7 – Customer Participation Update

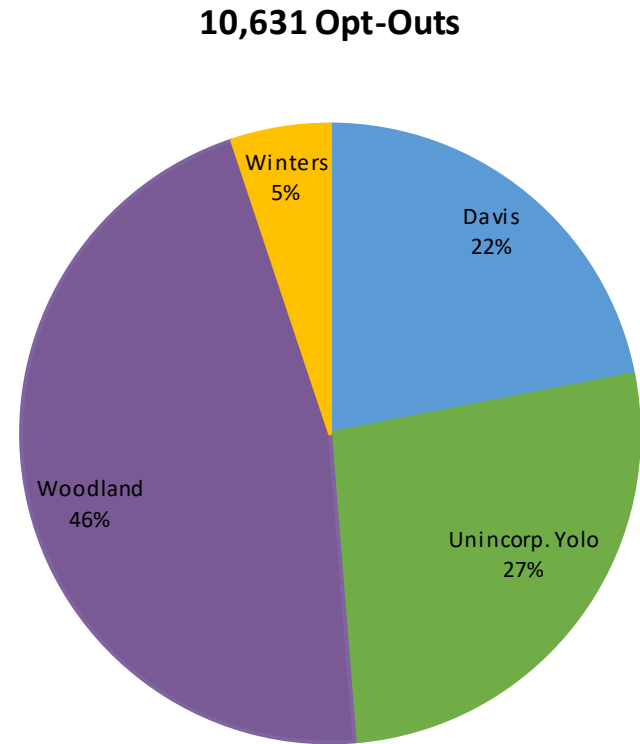
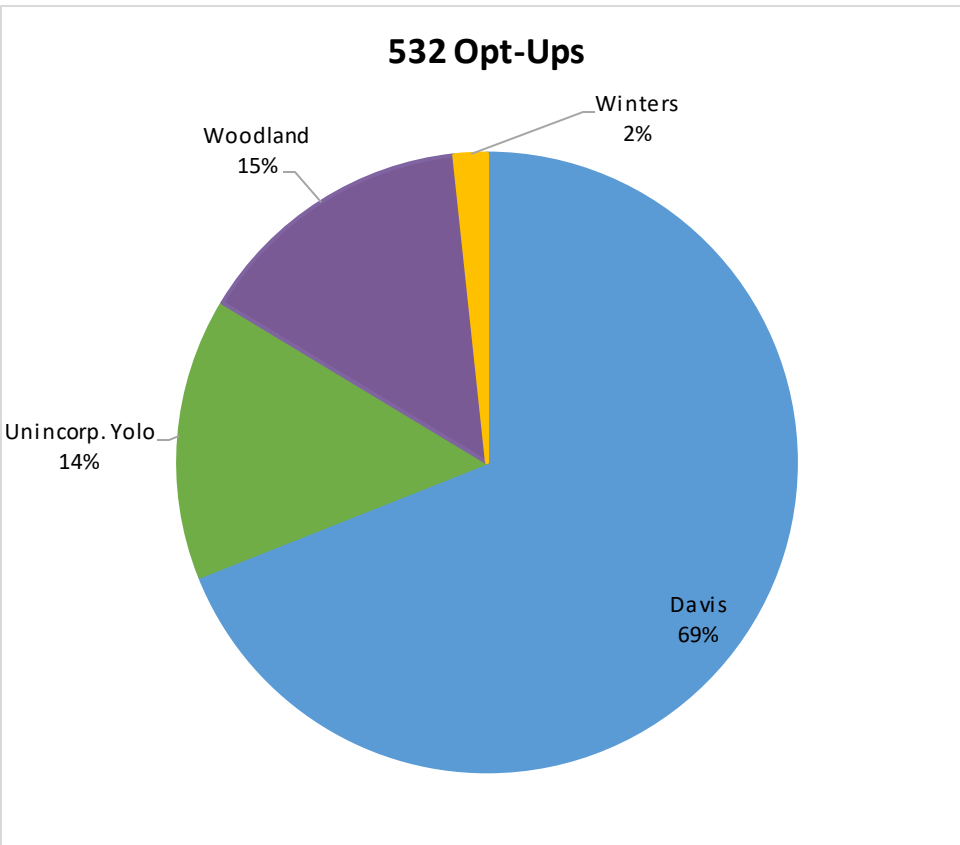


Status Date: 7/06/23



VALLEY
CLEAN ENERGY

Item 7 – Customer Participation Update



These pie charts are based on total opt-ups and opt-outs since launch. The percentages in the charts are the percentages of those opt-ups and opt-outs by TOT (town or territory).

Status Date: 7/06/23

