

**VALLEY CLEAN ENERGY ALLIANCE  
COMMUNITY ADVISORY COMMITTEE**

**Staff Report – Item 6**

---

**TO:** Community Advisory Committee  
**FROM:** Rebecca Boyles, Director of Customer Care & Marketing  
**SUBJECT:** Receive Quarterly Customer Participation (Quarter 1 2026) Update (Information)  
**DATE:** May 28, 2026

---

**RECOMMENDATION** (Information only)

Receive the quarterly [Customer Participation update staff report](#) reflecting the time period of January 1, 2026 through March 31, 2026 (Quarter 1 2026).

Attachment: VCE 2026 Quarter 1 Customer Participation Update

# Item 6 – Customer Participation Update

	Davis	Woodland	Winters	Yolo Co	Total	Residential	Commercial	Industrial	Ag	NEM	Non-NEM
<b>VCEA customers</b>	28,644	20,504	2,619	10,718	62,485	54,567	6,022	8	1,888	15,485	47,000
<b>Eligible customers</b>	30,050	24,015	3,085	12,335	69,485	60,651	6,698	8	2,128	17,410	52,075
<b>Participation Rate</b>	95%	85%	85%	87%	90%	90%	90%	100%	89%	89%	90%

## % of Load Opted Out

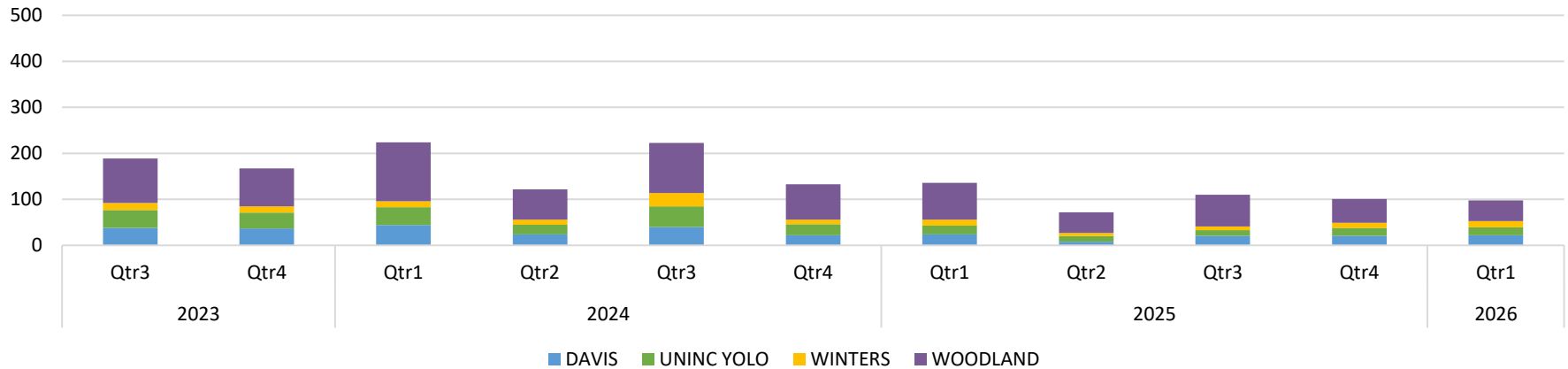
	Davis	Woodland	Winters	Yolo Co	Total	Residential	Commercial	Industrial	Ag	Total
<b>% of Load Opted Out</b>	7%	10%	13%	11%	10%	10%	10%	0%	11%	10%
<b>% of Load Opted Up</b>	3%	1%	0%	1%	1%	0%	3%	0%	0%	1%



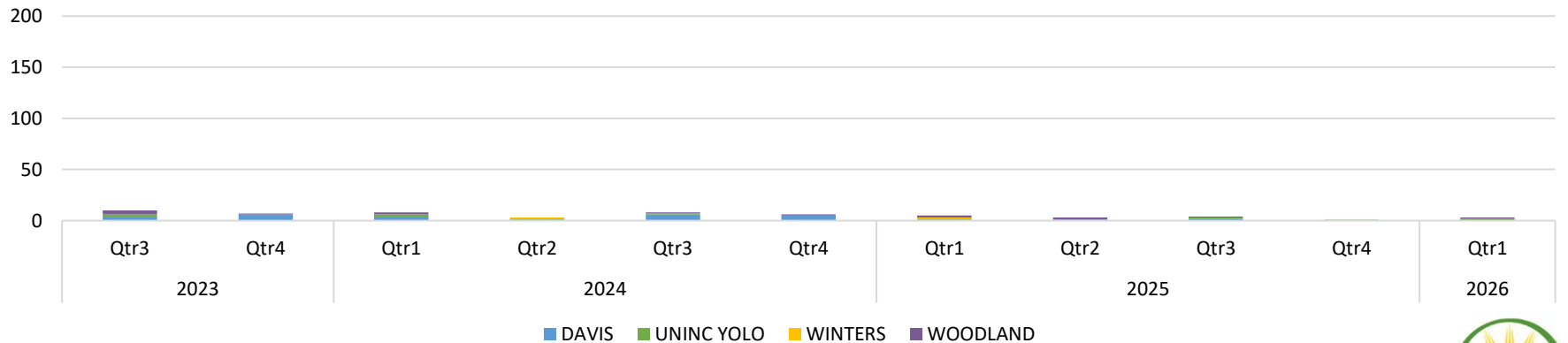
Status Date: 04/01/2026

# Item 6 – Customer Participation Update

## Quarterly Opt-Outs



## Quarterly Opt-Ups

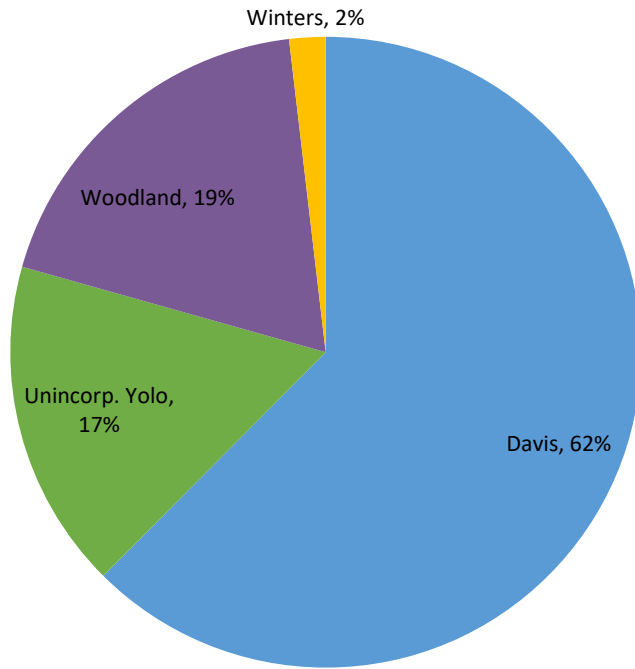


Status Date: 04/01/2026

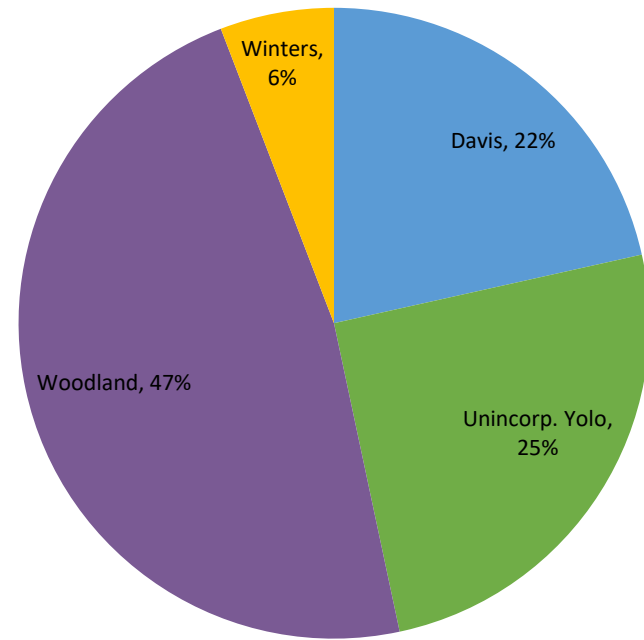


# Item 6 – Customer Participation Update

## 538 Opt-Ups



## 12,859 Opt-Outs



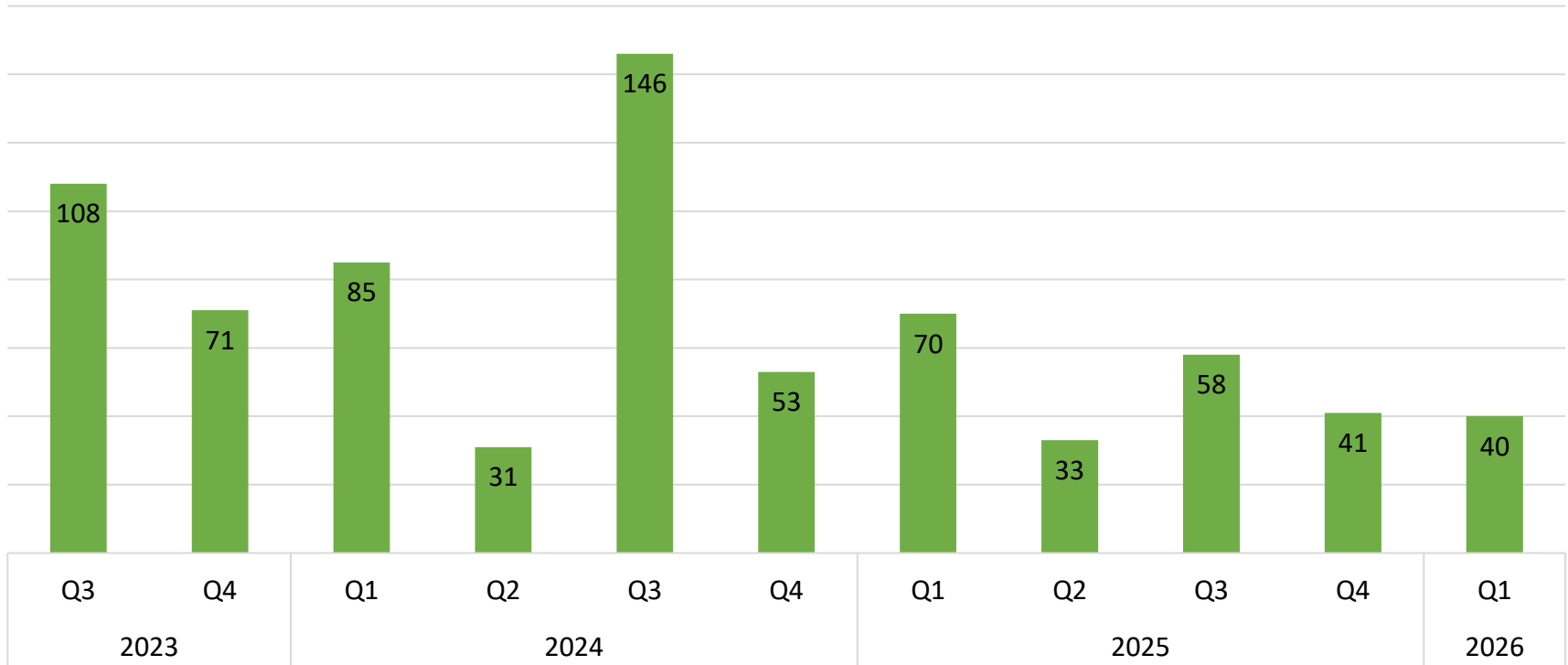
These pie charts are based on total opt-ups and opt-outs since launch. The percentages in the charts are the percentages of those opt-ups and opt-outs by TOT (town or territory).

Status Date: 04/01/2026



# Item 6 – Customer Participation Update

Retained Customers



Status Date: 04/01/2026

