

VALLEY CLEAN ENERGY ALLIANCE

Staff Report – Item 6

TO: Community Advisory Committee
FROM: Rebecca Boyles, Director of Marketing & Customer Care
SUBJECT: Customer Enrollment Update (Information)
DATE: August 26, 2021

RECOMMENDATION

Receive the Customer Enrollment update as of August 18, 2021.

Attachment:

1. August 18, 2021 Customer Enrollment update

Item 6 - Enrollment Update

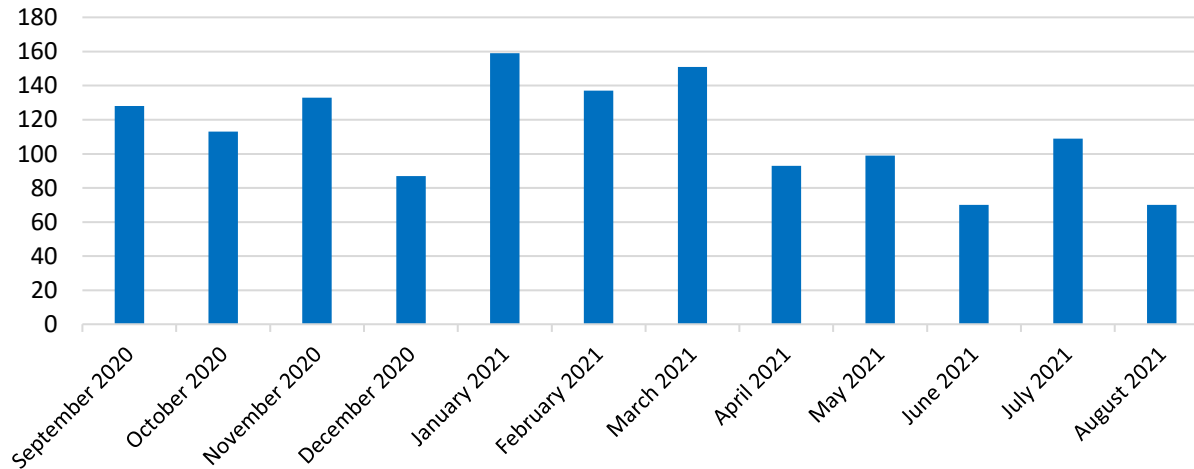
	Davis	Woodland	Winters	Yolo Co	Total	Residential	Commercial	Industrial	Ag	NEM	Non-NEM
VCEA customers	26,229	20,746	2,410	10,826	60,211	52,093	6,096	7	1,927	10,298	49,913
Eligible customers	27,539	23,753	2,638	12,329	66,259	57,281	6,689	7	2,178	11,264	54,995
Participation Rate	95%	87%	91%	88%	91%	91%	91%	100%	88%	91%	91%

There are currently 163 Winters customers not included in this table. NEM will enroll throughout 2021.

% of Load Opted Out

Residential	Commercial	Industrial	Ag	Total
10%	9%	0%	12%	9%

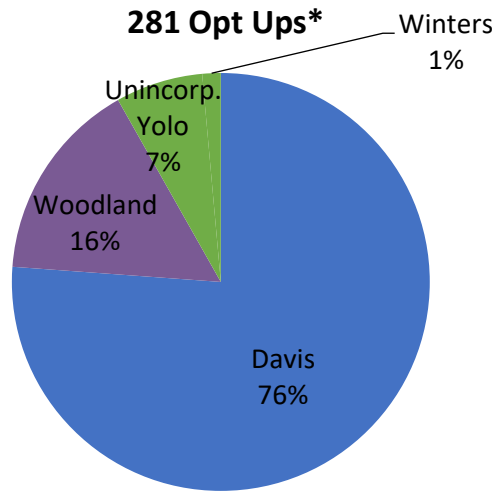
Monthly Opt Outs



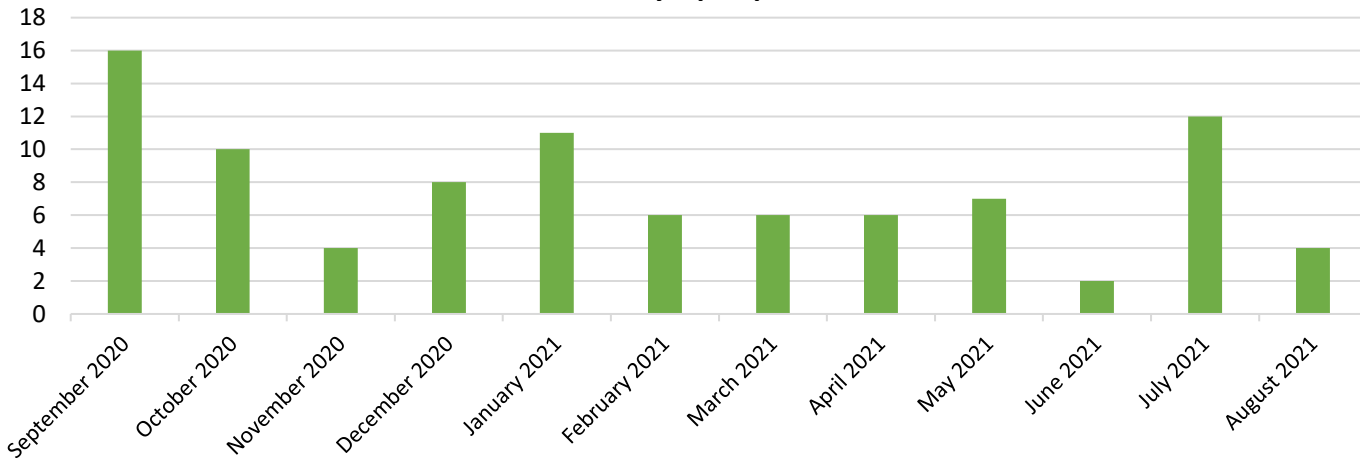
Status Date: 8/18/21



Item 6 - Enrollment Update



Monthly Opt Ups*



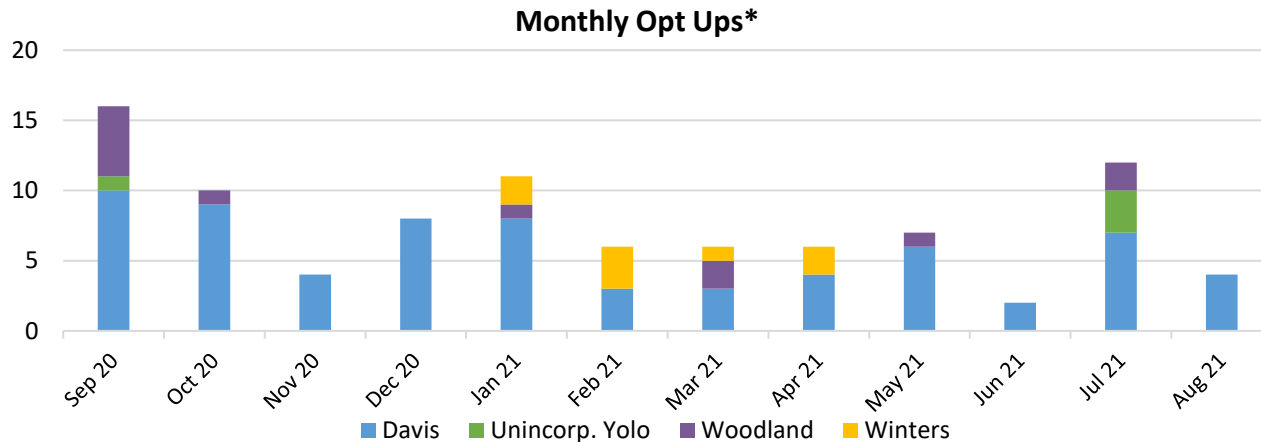
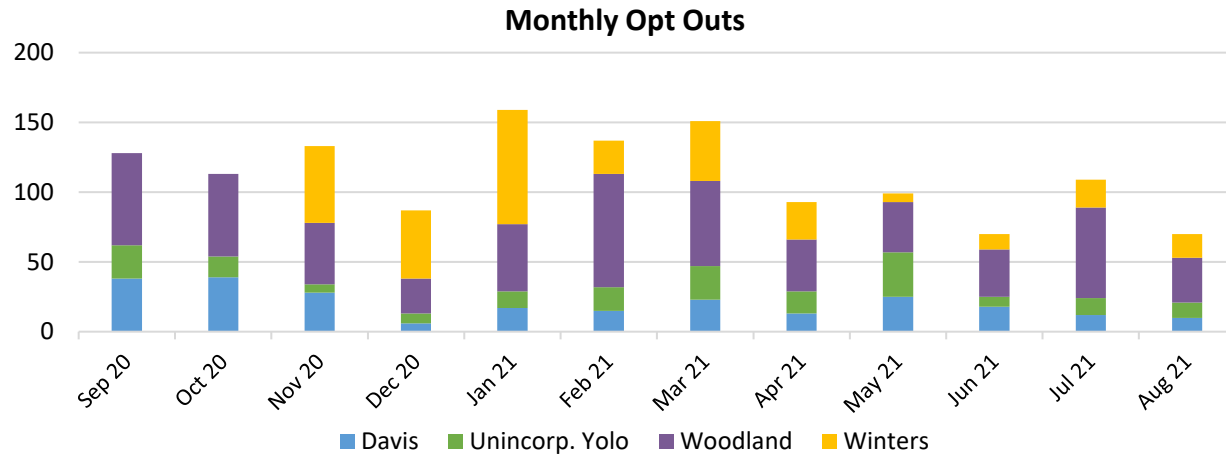
* The numbers in the pie chart represent opt ups for customers who are currently enrolled. The numbers in the bar graph represent opt up actions taken regardless of current enrollment status.

Status Date: 8/18/21



VALLEY
CLEAN ENERGY

Item 6 - Enrollment Update

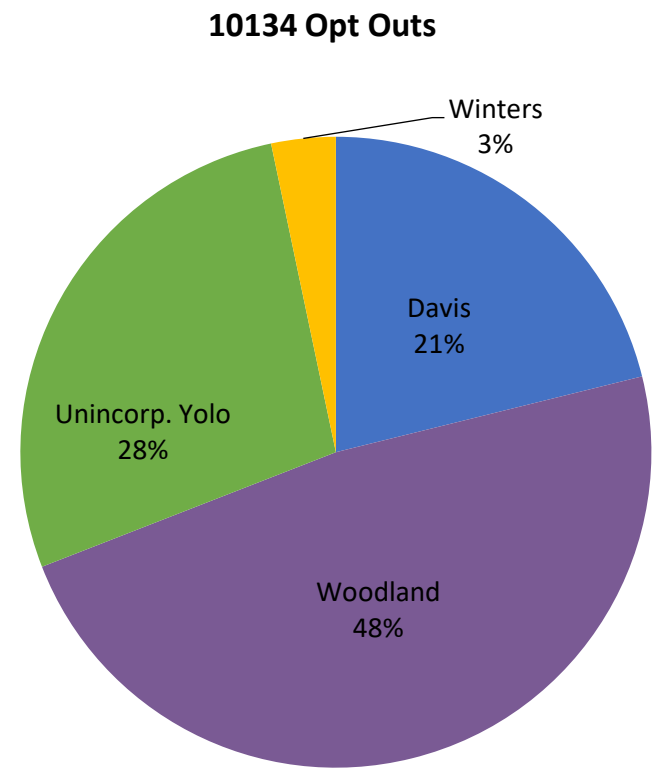
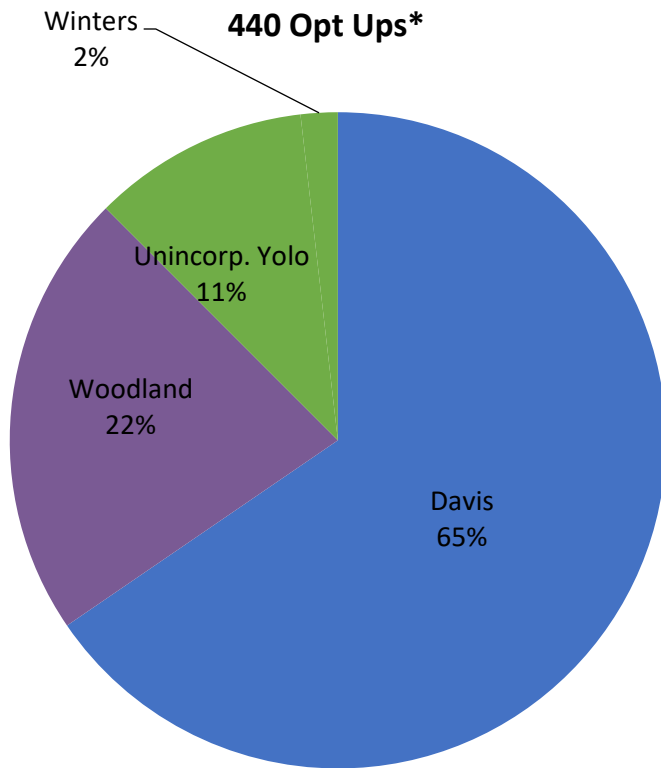


* These numbers represent all opt up actions ever taken regardless of current customer enrollment status.

Status Date: 8/18/21



Item 6 - Enrollment Update



* These numbers represent all opt up actions ever taken regardless of current customer enrollment status.

Status Date: 8/18/21

