

VALLEY CLEAN ENERGY ALLIANCE

Staff Report – Item 6

TO: Community Advisory Committee
FROM: Rebecca Boyles, Director of Marketing & Customer Care
SUBJECT: Customer Enrollment Update (Information)
DATE: November 19, 2020

RECOMMENDATION

Receive the Customer Enrollment update as of November 12, 2020.

Attachment:

1. November 12, 2020 Customer Enrollment update

Item 6 - Enrollment Update

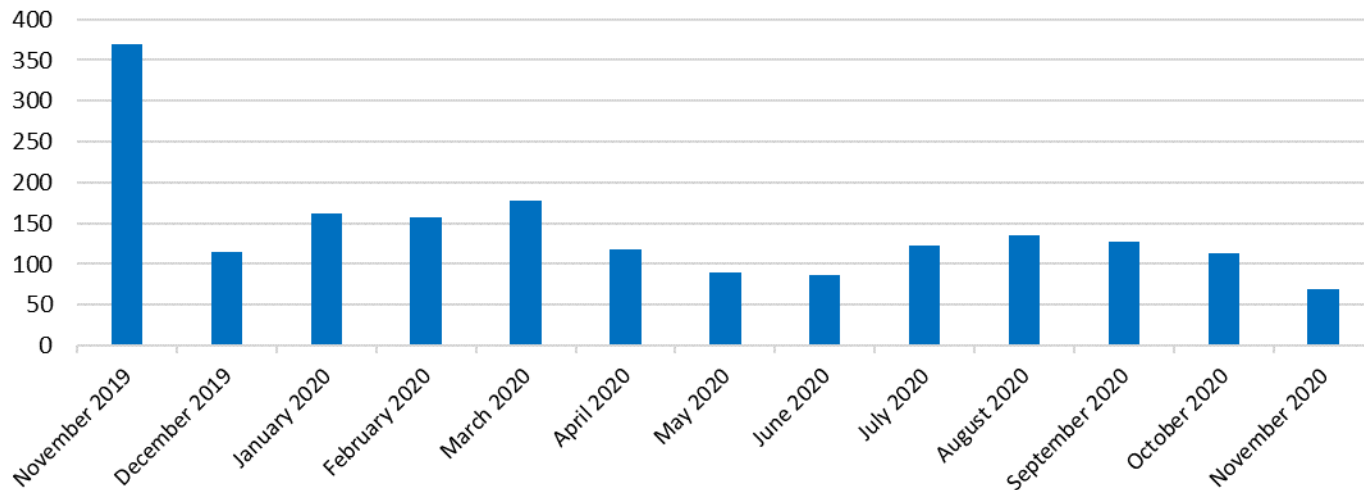
| | Davis | Woodland | Yolo Co | Total | Residential | Commercial | Industrial | Ag | NEM | Non-NEM |
|--------------------|--------|----------|---------|--------|-------------|------------|------------|-------|-------|---------|
| VCEA customers | 26,349 | 19,728 | 10,368 | 56,445 | 48,851 | 5,752 | 6 | 1,836 | 7,726 | 48,719 |
| Eligible customers | 27,924 | 22,745 | 11,986 | 62,655 | 54,216 | 6,304 | 7 | 2,128 | 8,915 | 53,740 |
| Participation Rate | 94% | 87% | 87% | 90% | 90% | 91% | 86% | 86% | 87% | 91% |

- There are currently 964 NEM customers (556 in November and 408 in December) not included in this table. They will enroll throughout the remainder of 2020.

% of Load Opted Out

| Residential | Commercial | Industrial | Ag | Total |
|-------------|------------|------------|-----|-------|
| 10% | 9% | 14% | 13% | 10% |

Monthly Opt Outs

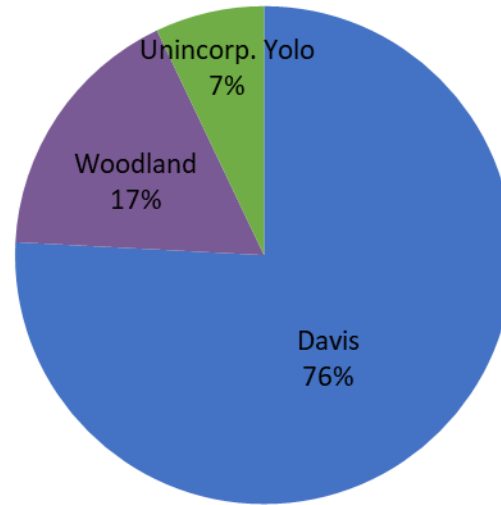


Status Date: 11/12/20

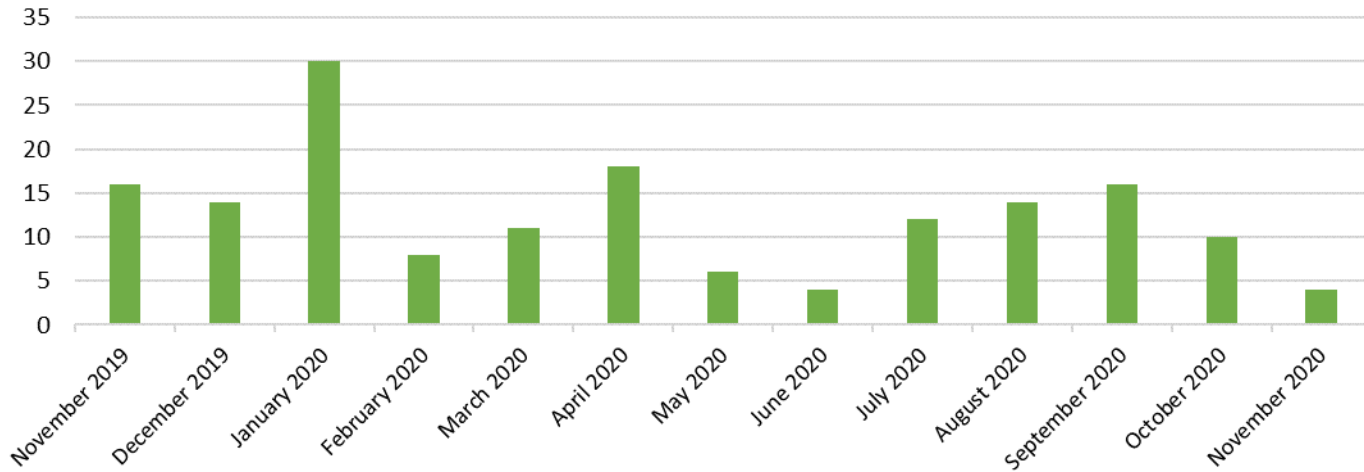


Item 6 - Enrollment Update

240 Opt Ups



Monthly Opt Ups

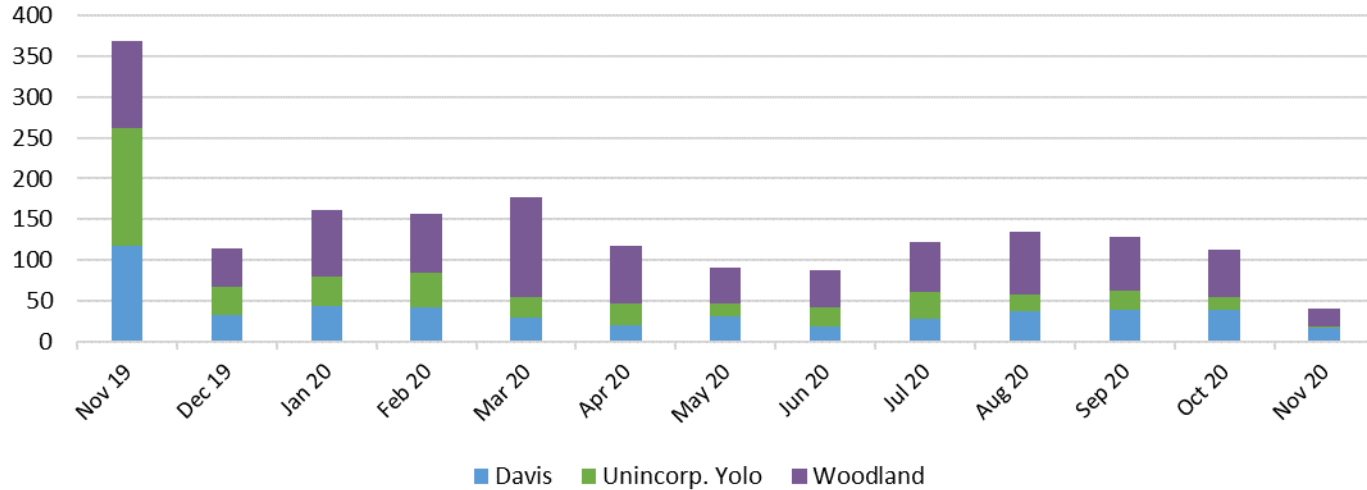


Status Date: 11/12/20

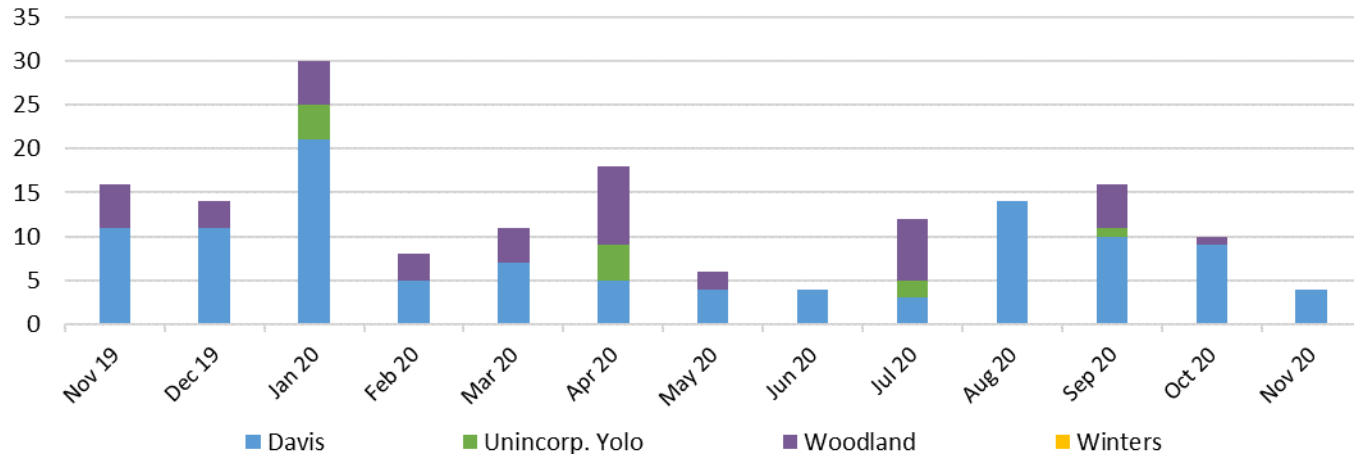


Item 6 - Enrollment Update

Monthly Opt Outs



Monthly Opt Ups



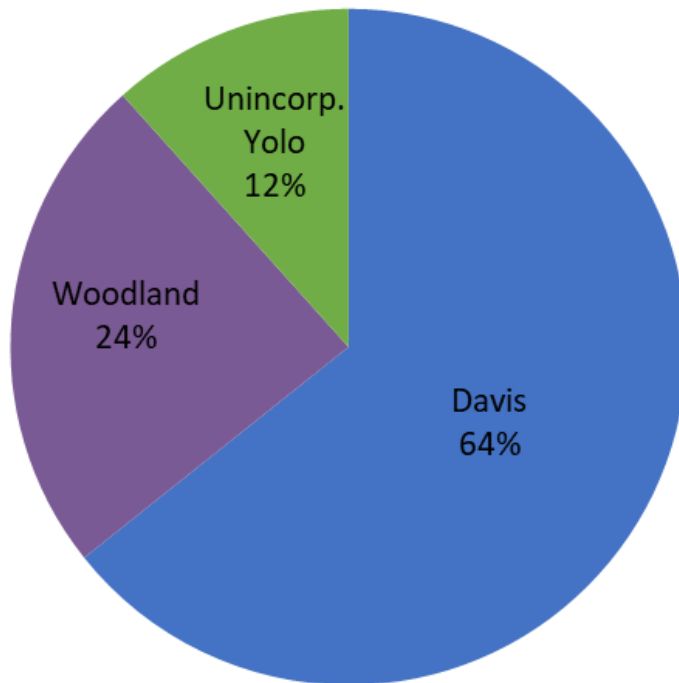
Status Date: 11/12/20



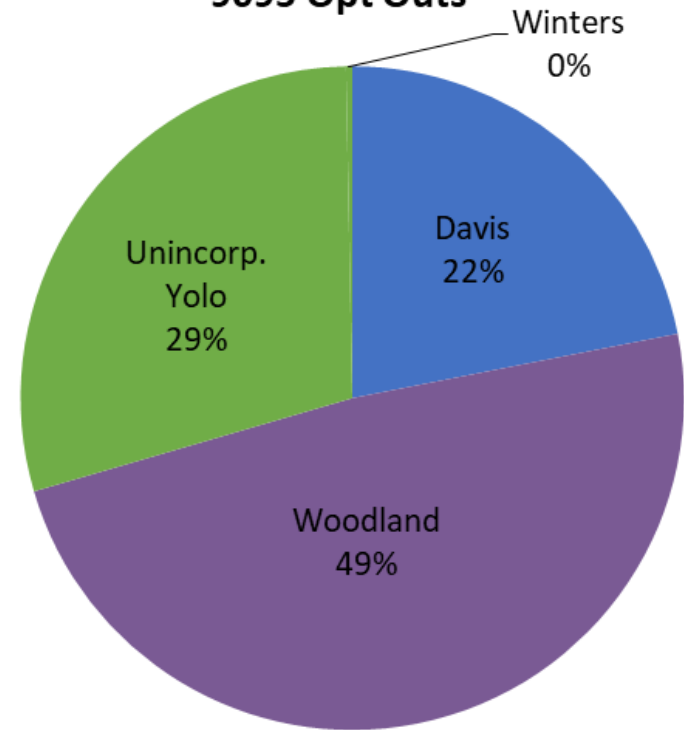
VALLEY
CLEAN ENERGY

Item 6 - Enrollment Update

378 Opt Ups



9095 Opt Outs



Status Date: 11/12/20

