

**VALLEY CLEAN ENERGY ALLIANCE  
COMMUNITY ADVISORY COMMITTEE**

**Staff Report – Item 5**

---

**TO:** Community Advisory Committee

**FROM:** Rebecca Boyles, Director of Customer Care & Marketing

**SUBJECT:** Receive Quarterly Customer Participation (4th Quarter 2025) Update (Information)

**DATE:** January 22, 2026

---

**RECOMMENDATION** (Information only)

Receive the quarterly Customer Participation update staff report reflecting the time period of October 1, 2025 through December 31, 2025 (Quarter 4 2025).

Attachment: VCE 2025 Quarter 4 Customer Participation Update

# Item 5 – Customer Participation Update

	Davis	Woodland	Winters	Yolo Co	Total	Residential	Commercial	Industrial	Ag	NEM	Non-NEM
VCEA customers	28,741	20,633	2,632	10,852	62,858	54,840	6,095	11	1,912	15,455	47,403
Eligible customers	30,144	24,173	3,095	12,491	69,903	60,960	6,775	11	2,157	17,379	52,524
Participation Rate	95%	85%	85%	87%	90%	90%	90%	100%	89%	89%	90%

## % of Load Opted Out

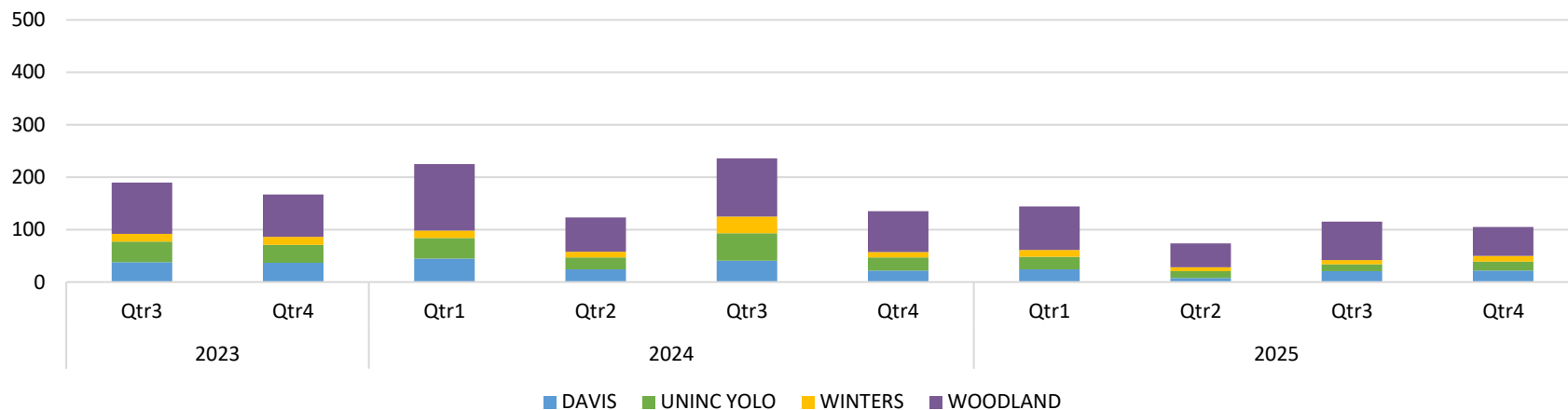
	Davis	Woodland	Winters	Yolo Co	Total	Residential	Commercial	Industrial	Ag	Total
% of Load Opted Out	7%	10%	12%	11%	10%	10%	10%	0%	11%	10%
% of Load Opted Up	3%	1%	0%	1%	1%	0%	3%	0%	0%	1%



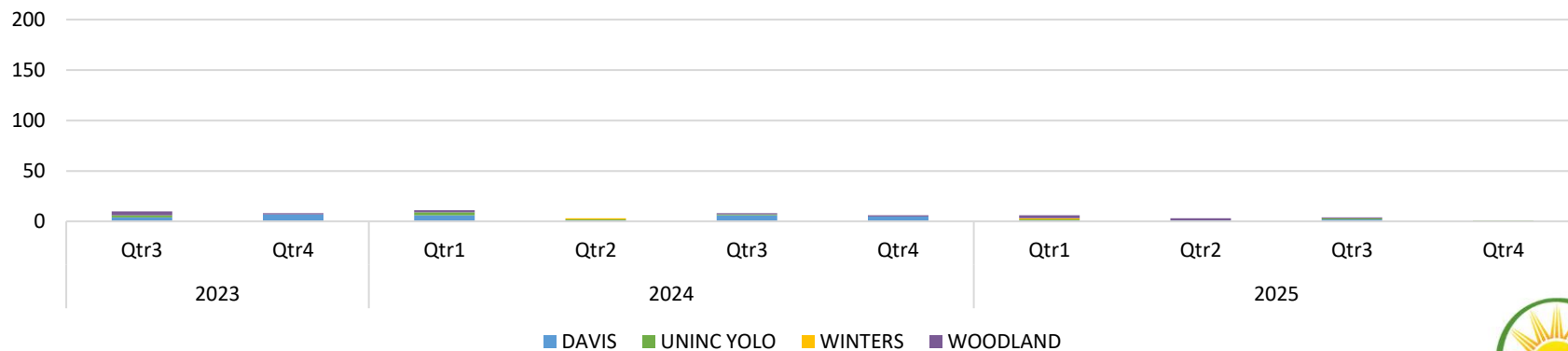
Status Date: 01/01/2026

# Item 5 – Customer Participation Update

## Quarterly Opt-Outs



## Quarterly Opt-Ups

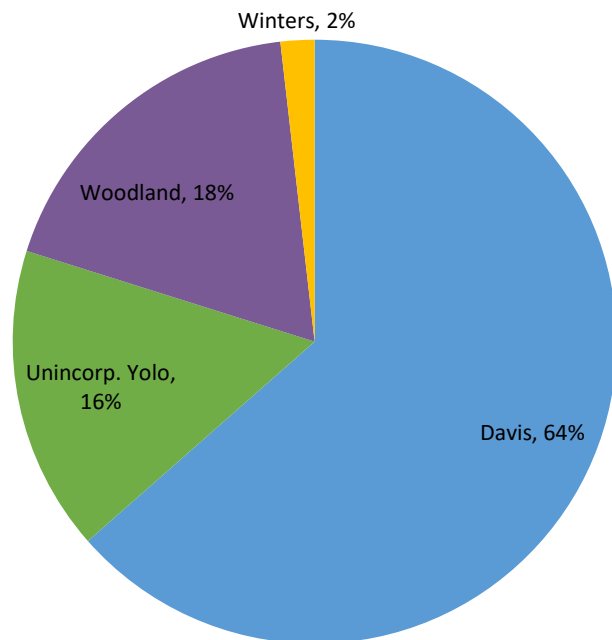


Status Date: 01/01/2026

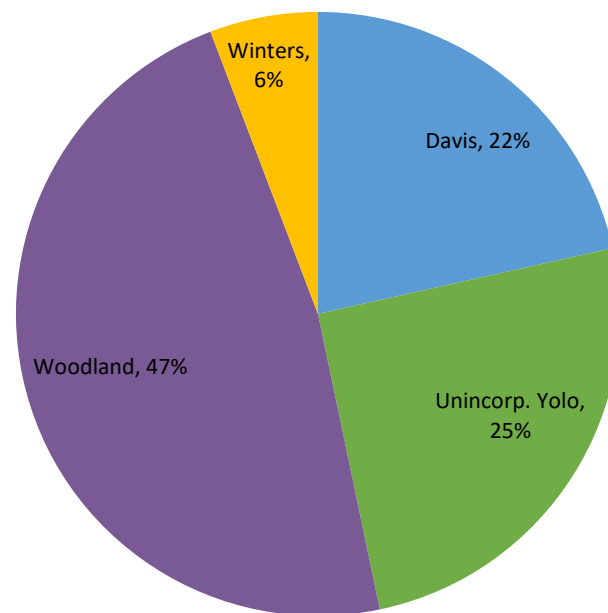


# Item 5 – Customer Participation Update

**551 Opt-Ups**



**12,755 Opt-Outs**



These pie charts are based on total opt-ups and opt-outs since launch. The percentages in the charts are the percentages of those opt-ups and opt-outs by TOT (town or territory).

Status Date: 01/01/2026

