

VALLEY CLEAN ENERGY ALLIANCE

Staff Report – Item 5

TO: Board of Directors
FROM: Rebecca Boyles, Director of Customer Care & Marketing
SUBJECT: Quarterly Customer Participation Update (Information)
DATE: January 23, 2025

RECOMMENDATION

Receive the attached quarterly Customer Participation update reflecting the time period of October 1, 2024 through December 31, 2024 (Quarter 4 2024).

Attachment: Quarterly Report - Customer Participation update

Item 5 – Customer Participation Update

	Davis	Woodland	Winters	Yolo Co	Total	Residential	Commercial	Industrial	Ag	NEM	Non-NEM
VCEA customers	28,436	20,474	2,627	10,783	62,320	54,359	6,032	11	1,918	14,411	47,909
Eligible customers	29,891	24,092	3,097	12,459	69,539	60,637	6,726	11	2,165	16,292	53,247
Participation Rate	95%	85%	85%	87%	90%	90%	90%	100%	89%	88%	90%

% of Load Opted Out

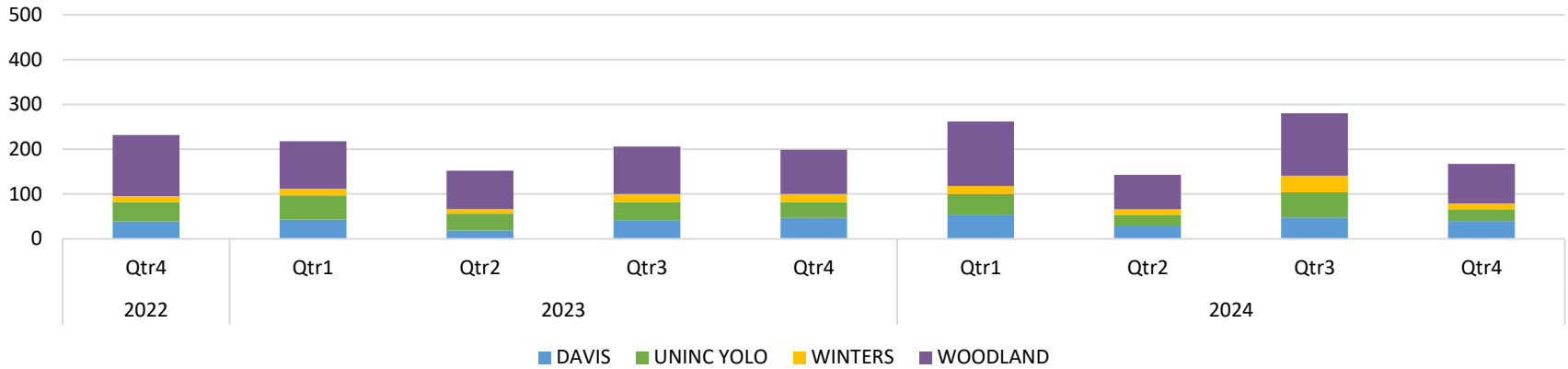
	Davis	Woodland	Winters	Yolo Co	Total	Residential	Commercial	Industrial	Ag	Total
% of Load Opted Out	7%	11%	13%	11%	10%	10%	10%	0%	11%	10%
% of Load Opted Up	3%	1%	0%	1%	1%	1%	3%	0%	0%	1%

Status Date: 01/15/2025

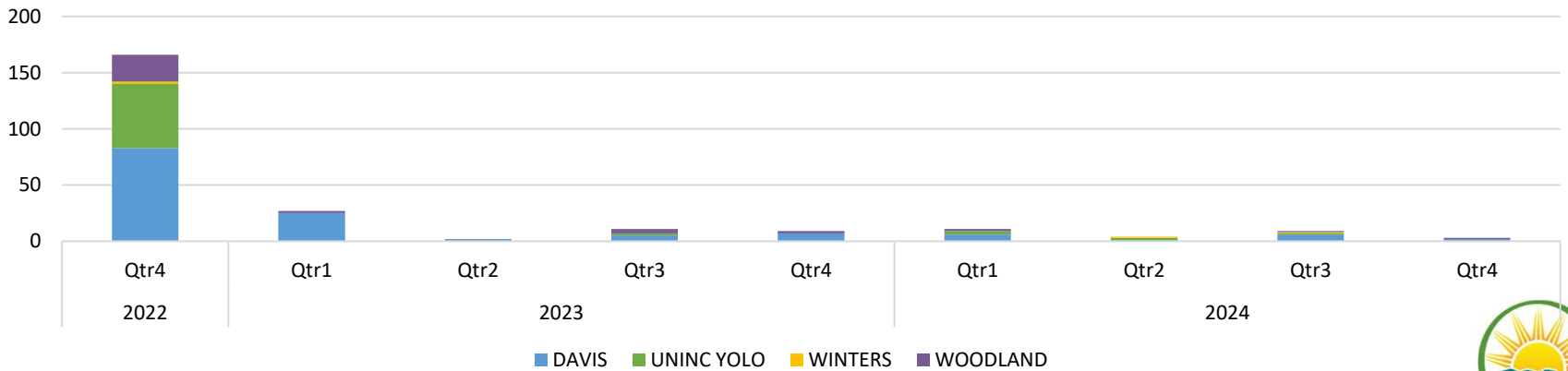


Item 5 – Customer Participation Update

Quarterly Opt-Outs



Quarterly Opt-Ups

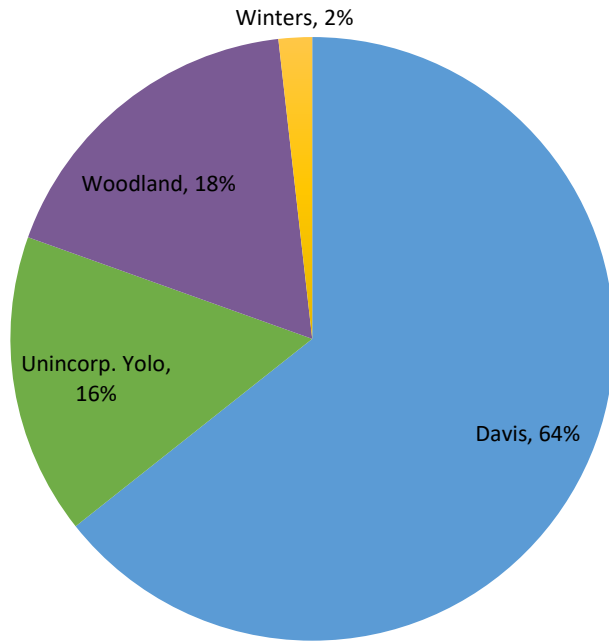


Status Date: 01/15/2025

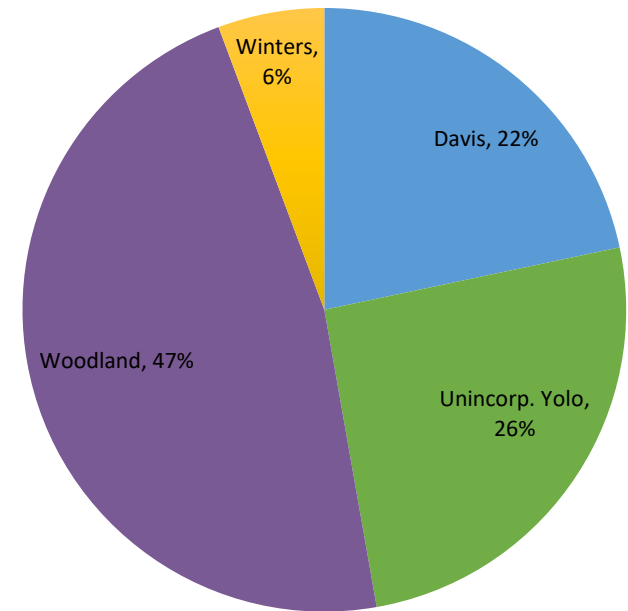


Item 5 – Customer Participation Update

558 Opt-Ups



12,299 Opt-Outs



These pie charts are based on total opt-ups and opt-outs since launch. The percentages in the charts are the percentages of those opt-ups and opt-outs by TOT (town or territory).

Status Date: 01/15/2025

