

**VALLEY CLEAN ENERGY ALLIANCE
COMMUNITY ADVISORY COMMITTEE**

Staff Report – Item 5

TO: Community Advisory Committee

FROM: Rebecca Boyles, Director of Customer Care & Marketing

SUBJECT: Receive Quarterly Customer Participation Update (Information)

DATE: July 24, 2025

RECOMMENDATION (Information only)

Receive the quarterly Customer Participation update staff report reflecting the time period of April 1, 2025 through June 30, 2025 (Quarter 2 2025).

Attachment: VCE 2025 Quarter 2 Customer Participation Update

Item 5 – Customer Participation Update

	Davis	Woodland	Winters	Yolo Co	Total	Residential	Commercial	Industrial	Ag	NEM	Non-NEM
VCEA customers	28,472	20,564	2,624	10,849	62,509	54,476	6,084	11	1,938	14,988	47,521
Eligible customers	29,916	24,160	3,099	12,506	69,681	60,712	6,773	11	2,185	16,912	52,769
Participation Rate	95%	85%	85%	87%	90%	90%	90%	100%	89%	89%	90%

% of Load Opted Out

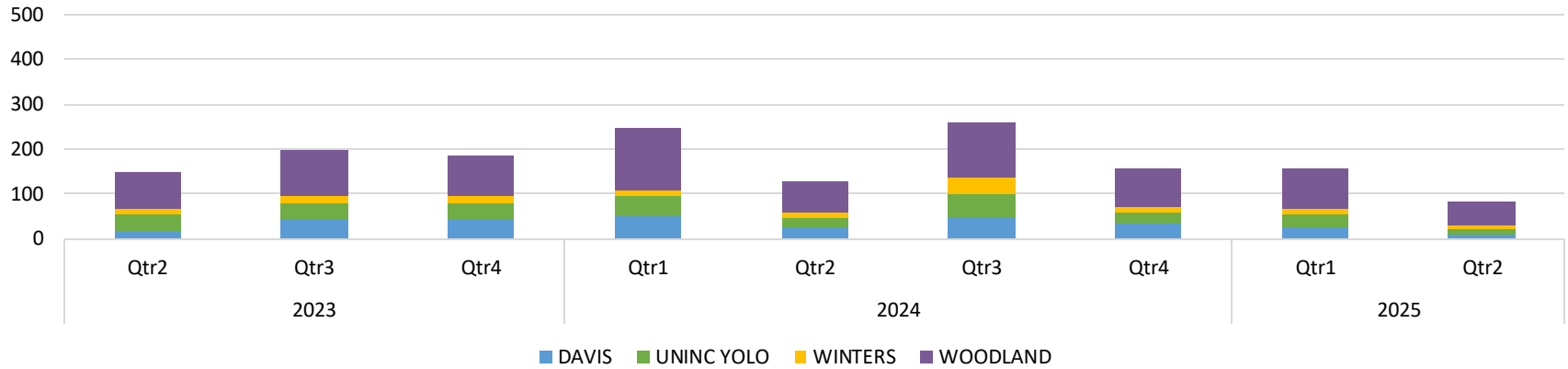
	Davis	Woodland	Winters	Yolo Co	Total	Residential	Commercial	Industrial	Ag	Total
% of Load Opted Out	7%	11%	13%	11%	10%	10%	10%	0%	11%	10%
% of Load Opted Up	3%	1%	1%	1%	1%	1%	3%	0%	0%	1%



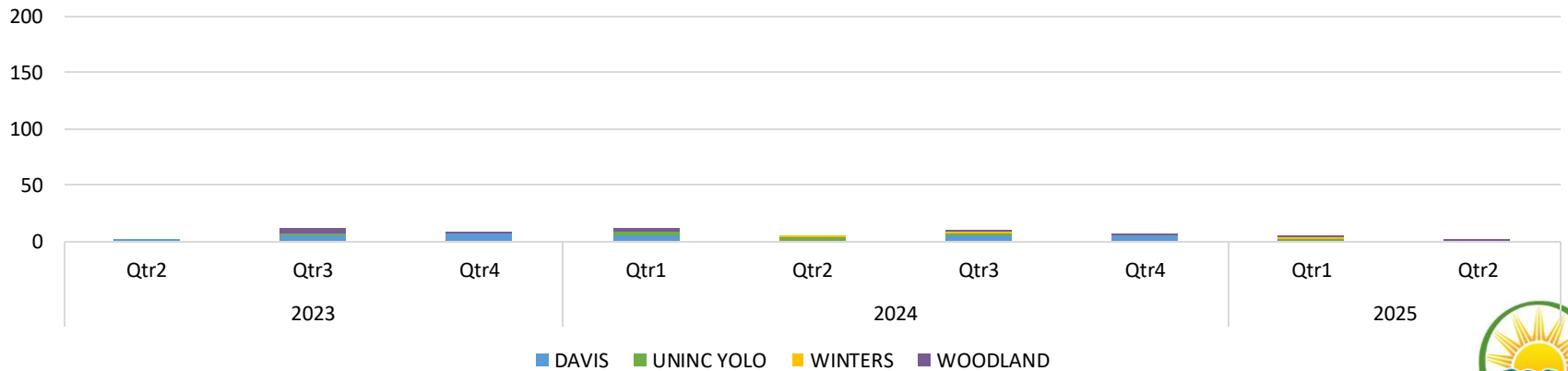
Status Date: 07/01/2025

Item 5 – Customer Participation Update

Quarterly Opt-Outs



Quarterly Opt-Ups

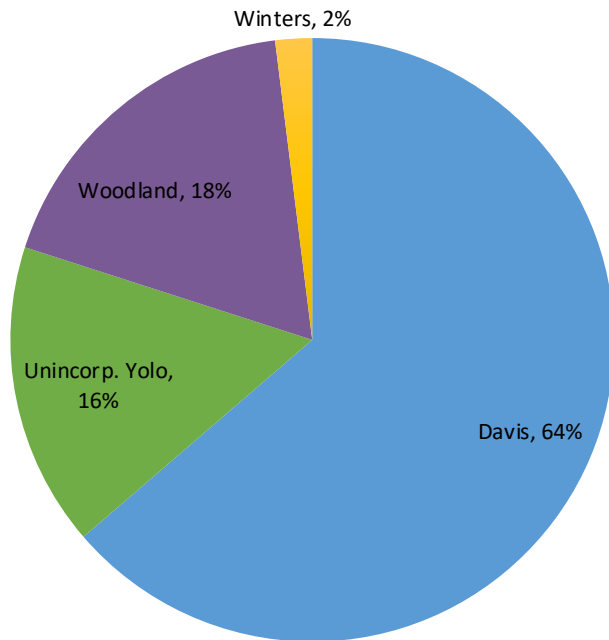


Status Date: 07/01/2025

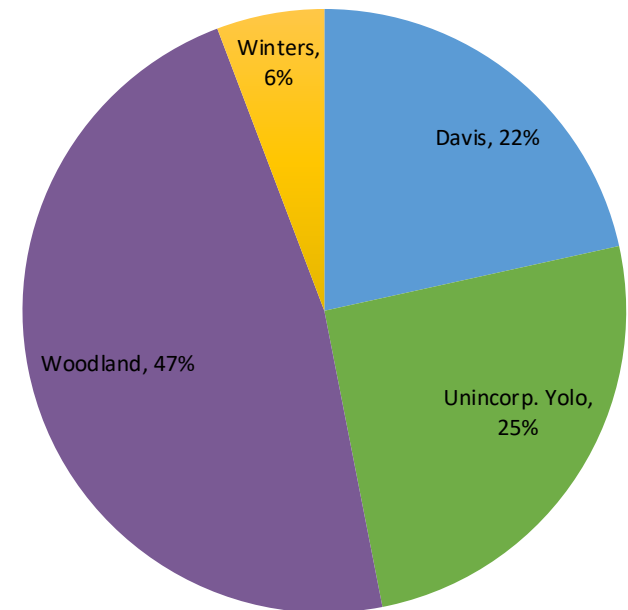


Item 5 – Customer Participation Update

559 Opt-Ups



12,544 Opt-Outs



These pie charts are based on total opt-ups and opt-outs since launch. The percentages in the charts are the percentages of those opt-ups and opt-outs by TOT (town or territory).

Status Date: 07/01/2025

