

VALLEY CLEAN ENERGY ALLIANCE

Staff Report – Item 12

TO: Board of Directors
FROM: Rebecca Boyles, Director of Customer Care & Marketing
SUBJECT: Quarterly Customer Participation Update (Information)
DATE: October 10, 2024

RECOMMENDATION

Receive and review the attached quarterly Customer Participation update reflecting the time period of July 1, 2024 through September 30, 2024 (Quarter 3 2024).


Attachment: Quarterly Report - Customer Participation update

Item 12 – Customer Participation Update

	Davis	Woodland	Winters	Yolo Co	Total	Residential	Commercial	Industrial	Ag	NEM	Non-NEM
VCEA customers	28,076	20,428	2,628	10,783	61,915	53,955	6,015	11	1,934	14,209	47,706
Eligible customers	29,537	24,056	3,099	12,469	69,161	60,238	6,728	11	2,184	16,067	53,094
Participation Rate	95%	85%	85%	86%	90%	90%	89%	100%	89%	88%	90%

% of Load Opted Out

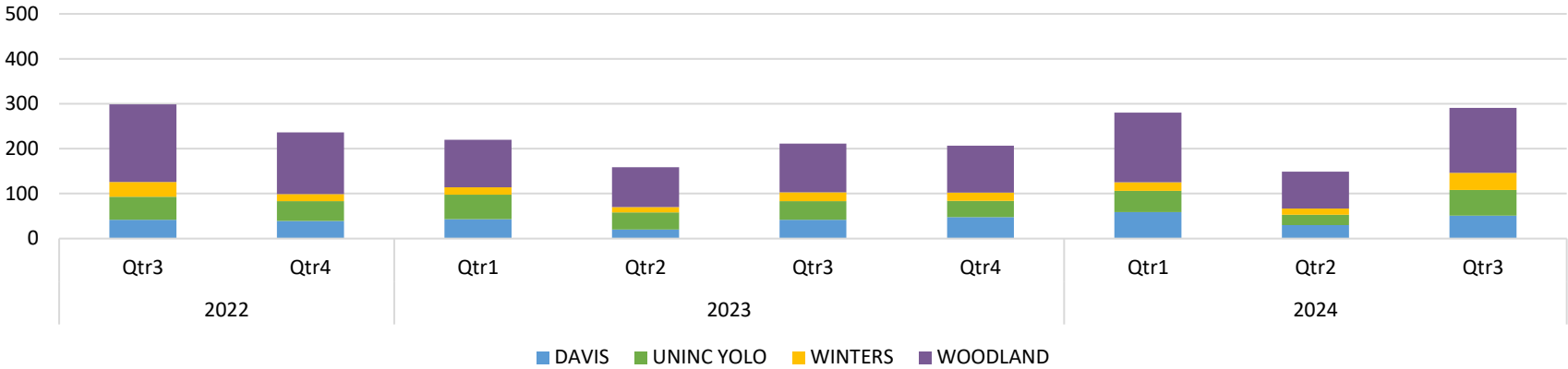
	Davis	Woodland	Winters	Yolo Co	Total	Residential	Commercial	Industrial	Ag	Total
% of Load Opted Out	7%	11%	13%	11%	10%	10%	11%	0%	11%	10%
% of Load Opted Up	3%	1%	0%	1%	1%	0%	3%	0%	0%	1%



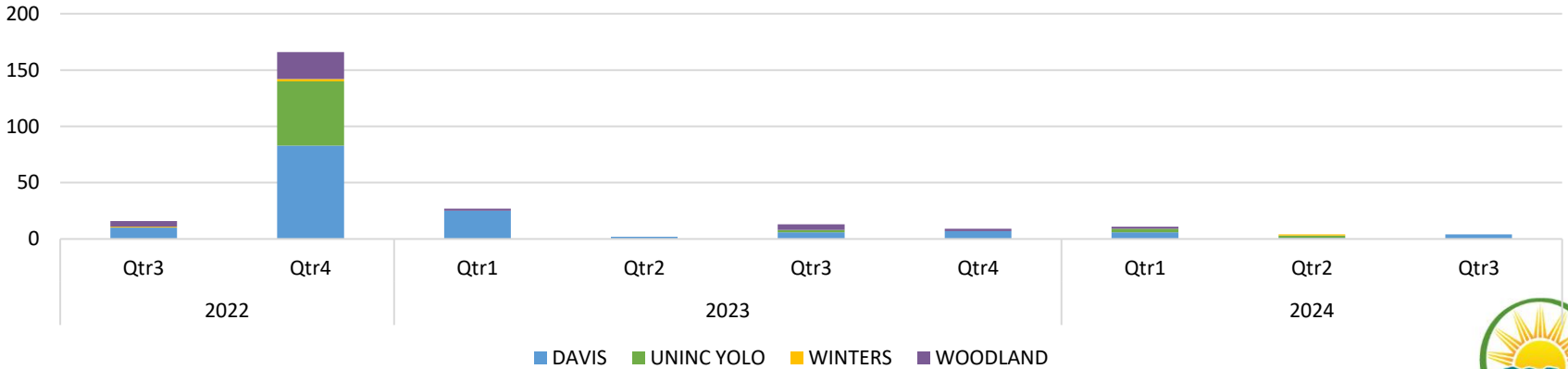
Status Date: 10/01/24

Item 12 – Customer Participation Update

Quarterly Opt-Outs



Quarterly Opt-Ups

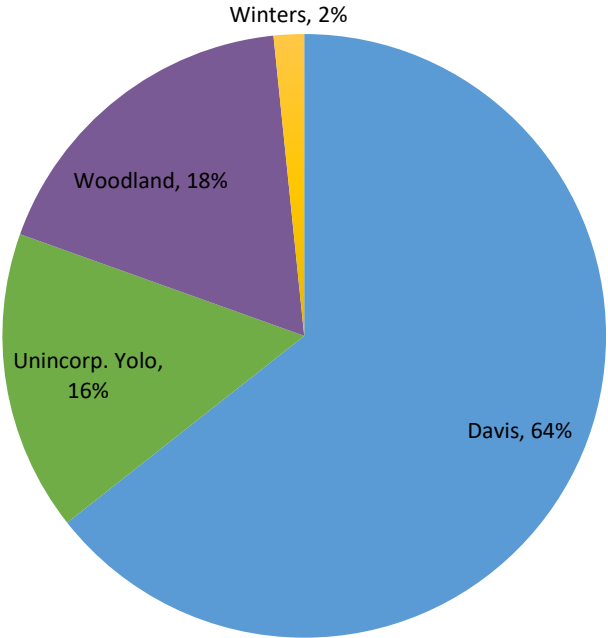


Status Date: 10/01/24

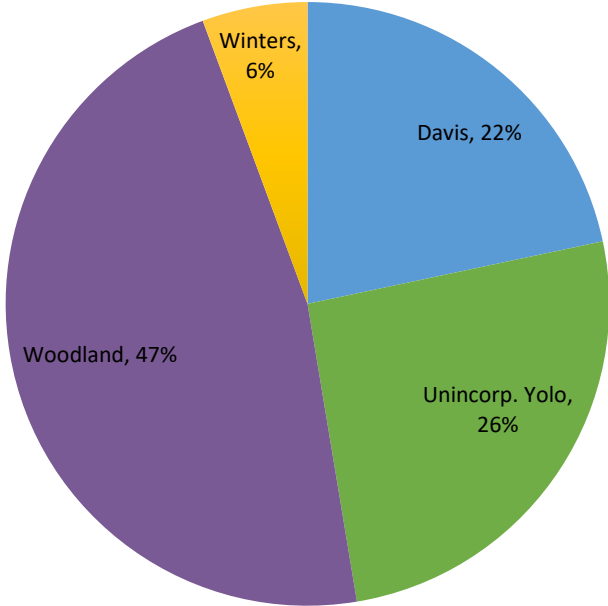


Item 12 – Customer Participation Update

553 Opt-Ups



12,142 Opt-Outs



These pie charts are based on total opt-ups and opt-outs since launch. The percentages in the charts are the percentages of those opt-ups and opt-outs by TOT (town or territory).

Status Date: 10/01/24

